

Impact of Methyl Salicylate Lures on the Mint Aphid, *Eucarazzia elegans* (Hemiptera: Aphididae) Density and Natural Enemy Abundances in Common Sage Fields

A. Zarkani¹ and F. Turanli²

¹Department of Plant Protection, Faculty of Agriculture, University of Bengkulu, 383711, Bengkulu, Indonesia

²Department of Plant Protection, Faculty of Agriculture, Ege University, 35100, Izmir, Turkey

¹Corresponding author e-mail: agustinzarkani@unib.ac.id

ABSTRACT

Methyl Salicylate (MeSA) could be naturally produced by plants as an herbivore-induced plant volatile (HIPV) for attracting natural enemies as well as inhibiting herbivore populations. This study evaluated the attractiveness of synthetic MeSA lures to the natural enemies and its impact on *Eucarazzia elegans* (Hemiptera: Aphididae) population as a potential pest in common sage plants (*Salvia officinalis* L.). MeSA lures were distributed in the experimental fields then sticky yellow traps were used to measure the natural enemy abundances in the treated and untreated blocks. The effect of MeSA on *E. elegans* population in with and without the absence of natural enemies were conducted in the semi-field while the impacts of MeSA on *E. elegans* growth were evaluated in the laboratory. According to results, several numbers of natural enemies: Chantaridae, Coccinellidae (Coleoptera), Syrphidae (Diptera), and Chrysopidae (Neuroptera) were abundantly caught on traps adjacent to the MeSA odors. Moreover, the abundance of *E. elegans* in MeSA-treated blocks was significantly lower than untreated blocks. In semi-field experiments, the aphid populations were significantly reduced on treated common sage plants when it exposed to the natural enemies in the 2nd and 3rd week after MeSA deployment. In laboratory condition, the aphid growth rates undertreated and untreated were not different implicating no effects of MeSA on aphid population and emphasizing the role of natural enemies in the aphid control.

Keywords: *Eucarazzia elegans*, Herbivore-induced plant volatile, Methyl salicylate, *Salvia officinalis*

1. INTRODUCTION

Attacking of herbivorous arthropods, microbial pathogens, or even mechanical injuries on plants often respond producing a bouquet of volatiles [1], [2]. This volatiles well-known as volatile oil compounds (VOCs) or herbivore-induced plant volatiles (HIPVs) can effect directly on the intruders and serve as signals within and between plants [3], [4]. At the third trophic level, the information encoded by the blend of the HIPV molecules is used by predators to locate its prey [5] or lies in the attraction of predators of herbivores [6]. HIPVs also shows an indirect effect to herbivore species since its chemical compound can only arise via the plant as an intermediate organism [7]–[9].

One of VOC's is the phenolic compound, methyl salicylate (MeSA) [10] which has been identified in the herbivore-induced volatile blends from some plants such as potato [11], tomato [12], [13], and rice [10]. Ozawa et al., (2000) demonstrated lima bean leaves attacked by spider mite produced a blend of volatiles which was similar to MeSA. Wild

tobacco, *Nicotiana attenuata*, damaged by three species of leaf-feeding herbivores released MeSA emission [15], as did two other plants namely, *Datura stramonium* and *Robinia pseudoacacia* when attacked by the spider mite, *Tetranychus urticae* [11]. Two common plant species of Betulaceae family, *Betula pendula* and *Alnus glutinosa* emitted MeSA when infested by specialist aphid species *Euceraphis betulae* under laboratory conditions [16]. Evenly, tobacco plants which were inoculated with tobacco mosaic virus also produced MeSA [17].

The evidence for the attraction of natural enemies to MeSA as HIPVs are needed to an extent in some studies [18]. Laboratory studies have demonstrated plant MeSA volatile to be positively attractive to the predatory mites, *Typhlodromus pyri* [19] *Phytoseiulus persimilis* [20], [21], and the predatory bug, *Anthocoris nemoralis* [22]. Insect predators attracted to MeSA included *Coccinella septempunctata* [23], *Chrysopa nigricornis* [4] and *Geocoris pallens* [24] were reported. Similarly, the

great numbers of green lacewings and syrphid flies were caught on traps with MeSA emitters [25], [26].

In contrast, MeSA badly impacts to some insect pests in the laboratory [27] and in the field conditions [28], [29]. In behavioral studies using olfactometer, MeSA compound was repellent to *Aphis fabae* and also inhibited attraction to volatiles from its host, broad bean *Vicia faba* [27]. The presence of MeSA negatively affected attraction and changed the host-finding behavior of the parasitoid *Diadegma semiclausum* which tended to avoid MeSA-emitting plant. [30]. Female pine weevils, *Hylobius abietis* is known for adding frass containing fungi *Ophiostoma pluriannulatum* to the eggs that emit MeSA as repellent volatiles for the other pine weevils [31]. MeSA emitters also caused bad effect on *Pieris brassicae* butterflies which laid fewer eggs on host plant *Arabidopsis* deployed besides the plants with constitutively high MeSA vapor [32]. The residence time of thrips *Frankliniella occidentalis* was known significantly shorter on the leaf treated with 1% MeSA compared the control [33]. It also caused an oviposition deterrents for *F. occidentalis* females when threatening on plum blossoms [34].

This study revealed the attractiveness of MeSA lures to the insect natural enemies and its impact on the mint aphid, *Eucarazzia elegans* (Hemiptera: Aphididae) as one of the key insect pests of common sage, *Salvia officinalis* L. The effectivity of the lures can be used to involve the biological control strategy toward integrated pest management on commercial sage plantings.

2. MATERIALS AND METHODS

Methyl salicylate (MeSA) effect on aphids and natural enemies population in the field

MeSA deployment. The lures were Predalure[®], AgBio, Westminster, slow-release lures 90 d, contained MeSA 5 g pack⁻¹. The emitters were deployed in the sage fields at Field Crops Department, Agricultural Faculty, Ege University, Bornova, Izmir Province where no insect pest management treatments were applied. The experimental form consisted of one hectare of 3 years-old *S. officinalis* which was harvested six months before and had grown new aerial parts. A randomized complete block design with 12 pairs (treated and untreated MeSA lure) of plots (3 x 2 m) was used in the experiment. Treated and untreated MeSA lure plots were placed about 20 m apart within each pair and 5 m from any field edge. One package of MeSA emitter was hung at the plant canopy height on each treated plot. The lures were set up on the first of March 2017, a week after the emergence of aphids on the sage plant, and evaluated every week until the end of May.

Collection of natural enemies. A yellow sticky card trap (Rebell[®] Amarillo, Agroscope Changins-Wadenswil) was deployed at canopy height as staked 0.7 m above ground over and placed in the center of a selected plant in the plot together with the MeSA emitter or alone in untreated plots. The trap

was installed about 12 replications in the sage field throughout the growing season from March to April 2017, and on each occasion left in the field for 3 days before collection. All natural enemies trapped on the sticky card traps were collected and identified to family or species level. At the same time, the number of the mint aphids per plant were counted. Especially in the first week of MeSA deployment, the insects trapped were recorded daily along 4 days to analyze insect behaviors attracted by the lures.

Methyl salicylate effect on aphids population growth in laboratory

An experimental laboratory was used to evaluate the potential direct effects of MeSA on the aphids population growth. Two plants, *S. officinalis* were planted in each a 25 cm-diameter plastic pot and kept in care until 60 days old in the greenhouse. The first instar nymphs were infested on the pre-experimental sage plants. When the second generation of aphids reproduced nymphs, for each experimental plant, two first-instar nymphs (<6 hours old) from the monoclonal colony was placed individually on each sage plant and then separated into the different places (25 pots treated and 25 pots untreated) under a similar condition at the temperature of 25 ± 2°C, 65 ± 5% RH and 16 h L: 8 h D photoperiod. All treated sage plants were exposed to MeSA lure that placed and installed in the middle of all pot positions while untreated plants had similar methods with no lures. The experiments were conducted until the last aphid died. Data were recorded on daily basis to investigate aphid development and fertility.

Aphid growth population was calculated using the Jackknife technique [35]. The fertility life table with some parameters and formulas: 1) net reproductive rate (R_o), 2) intrinsic rate of increase (r_m), 3) mean generation (T), and 4) finite rate of increase (λ) were used to evaluate the growth rate using following formulas:

$$R_o = L_x \times m_x \quad (1)$$

$$r_m = \frac{\ln(R_o)}{t} \quad (2)$$

$$T = \frac{\ln(R_o)}{r_m} \quad (3)$$

$$\lambda = e^{r_m} \quad (4)$$

Where L_x is the total female survivorship at each pivotal age, m_x is the number of female offsprings coming from all females of the group at each pivotal age x , t is generation time, and T is the mean time span between the birth of individuals of a generation and that of the next generation.

Methyl salicylate effect on aphids population growth in semi-field

An identical procedure with laboratory test was applied on the semi-field experiment. Here, 500 last instar/aptera aphids were infested on each pot of the sage plant. A total of 84 pair pots consisted of treated and untreated plants paired with each

treatment of uncaged and caged plant pots (arena was covered by 200-m mesh Lumite screening, 4×3×1.5 m) that arranged separately in the field. The pots were placed in the field for 4 weeks with 20 m distance between the treated and untreated. Finally, aphids population was counted in each pot. Taxa of natural enemies, the number and presence time in each treatment were also recorded.

Statistical Analyses. Differentiation of the natural enemies and aphid population numbers on all treatments in the field experiment was analyzed with mixed model ANOVA. Treatments, time and the interaction between variables were set up as fixed effects while random effects included plot grouped within a block, and time was treated as the repeated variable. Whereas in the laboratory and semi-field experiment, differences in aphid densities were analyzed with ANOVA.

The natural enemies responses on all treatments were measured by biocontrol service index (BSI) described by Gardiner et al. (2009). This index was calculated in every two weeks by comparing the abundance population between caged and uncaged

plants on MeSA treated and untreated plants by the following equation:

$$BSI = \frac{\sum_{n=1}^{26} \frac{(A_{c,n} - A_{0,n})}{A_{c,n}}}{n} \quad (5)$$

3. RESULTS

Effect of methyl salicylate lures on natural enemies in the field

Although natural enemies were frequently found on the yellow sticky traps in all treatments during sampling time in 2017 growing seasons, its number trapped on treated plants exposed to the methyl salicylate (MeSA) lures was significantly higher than untreated plots (F=56.1; df=1; P<0.000). There was also a significant time × treatment interaction (F=10.6; df=2; P<0.000) in which the differences in natural enemy abundances were obviously high in April (Table 1 and Figure 1).

Table 1. The average of natural enemies trapped on yellow sticky traps in MeSA treated and untreated plots in sage fields over three months periods of growing season, 2017

Natural enemies	Treatment	Number / Trap (Mean±SEM)	ANOVA		
			Treatment	Time	Treatment–Time
Syrphidae (Diptera)	MeSA	5.571±0.612	F=23.67; P=0.000***	F=1.83; P=0.176	F=3.39; P=0.045*
	Control	0.857±0.261			
Asilidae (Diptera)	MeSA	0.857±0.553	F=1.34; P=0.255	F=0.70; P=0.505	F=0.70; P=0.505
	Control	0.143±0.143			
<i>Rhagozycha fulva</i> (Coleoptera)	MeSA	6.143±1.262	F=27.60; P=0.000***	F=20.61; P=0.000***	F=20.61; P=0.000***
	Control	0			
<i>Coccinella septempunctata</i> (Coleoptera)	MeSA	5.143±0.857	F=13.40; P=0.001**	F=17.10; P=0.000***	F=7.90; P=0.001**
	Control	1.000±0.577			
<i>Hippodamia variegata</i> (Coleoptera)	MeSA	0.286±0.286	F=0.00; P=1.000	F=0.710; P=0.50	F=2.12; P=0.135
	Control	0.286±0.184			
<i>Coccinella bipunctata</i> (Coleoptera)	MeSA	0.143±0.143	F=1.00; P=0.324	F=1.00; P=0.378	F=1.00; P=0.378
	Control	0.243±0.143			
<i>Scymus</i> sp. (Coleoptera)	MeSA	0.429±0.297	F=0.20; P=0.657	F=3.20; P=0.053	F=0.20; P=0.820
	Control	0.714±0.565			
<i>Exochomus nigromaculatus</i> (Coleoptera)	MeSA	0.286±0.184	F=0.33; P=0.570	F=1.00; P=0.378	F=0.33; P=0.719
	Control	0.143±0.143			
Braconidae (Hymneoptera)	MeSA	0.857±0.460	F=0.02; P=0.882	F=1.10; P=0.345	F=2.04; P=0.145
	Control	1.000±0.845			
<i>Phaeostigma notata</i> (Neuroptera: Raphidiidae)	MeSA	0.857±0.460	F=2.34; P=0.135	F=2.91; P=0.068	F=1.22; P=0.308
	Control	0.143±0.143			
<i>Chrysoperla carnea</i> (Neuroptera: Chrysopidae)	MeSA	0.857±0.460	F=21.14; P=0.001**	F=2.91; P=0.008**	F=1.22; P=0.001**
	Control	0.024±0.008			

Treatment df = 1; time df = 2; and time-treatment df = 2

Here A_c is the final number of aphids on caged plants, A_o is the final number of aphids on uncaged plants, and n is the number of replicates or pairs of caged and uncaged plants.

Among natural enemies trapped, the taxa *Rhagozycha fulva* (Coleoptera: Chantaridae), Syrphidae (Diptera), *Coccinella septempunctata* (Coleoptera: Coccinellidae) and *Chrysoperla carnea* (Neuroptera: Chrysopidae) were the most abundant in the MeSA treated plots compared to untreated plots, respectively (Table 1 and Figure 2). In specific, Syrphidae and *R. fulva* were much plentiful in April

while *C. septempunctata* and *C. carnea* were abundant in March. Other entomophagous insects such as *Hippodamia variegata*, *Exochomus nigromaculatus*, *Coccinella bipunctata* (Coleoptera: Coccinellidae), *Chrysoperla carnea* (Neuroptera: Chrysopidae) and *Phaeostigma notata* (Neuroptera: Raphidiidae) were less dominant species trapped on the yellow sticky cards. Interestingly, some insect species; *Scymus* sp., *C. bipunctata* (Coleoptera: Coccinellidae) and some parasitoid Braconidae (Hymenoptera) were trapped more in the untreated plots (control) than MeSA treated plots.

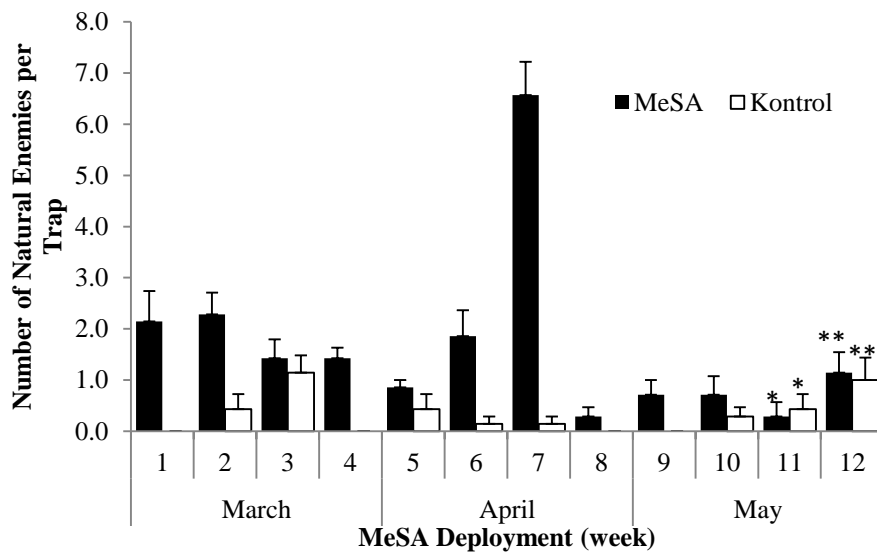


Figure 1. Average of natural enemies trapped, means \pm SEM, per 4-d period in MeSA treated and untreated plots in the sage fields over three months periods of growing season, March to May 2017.

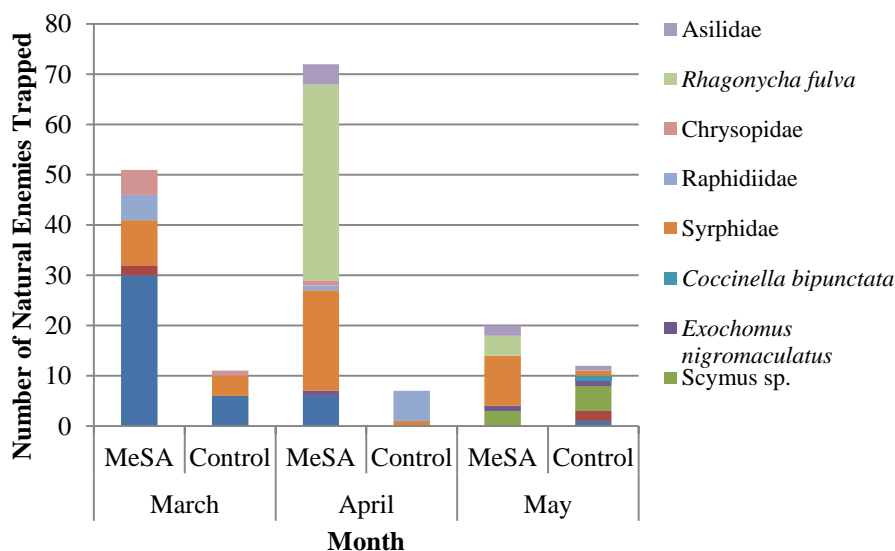


Figure 2. A composition of natural enemies trapped in MeSA treated and untreated along three months experiment in growing season, 2017.

Along with a four-day observation, the insect's taxa visited the lures on the first day respectively were Syrphidae, *C. septempunctata*, *H. variegata* and Asilidae (Figure 3). In the remain days,

the first two species were consistently trapped at 08:00 – 09:00 a.m. and then followed by other insects taxa after 09:00 a.m. in random time.

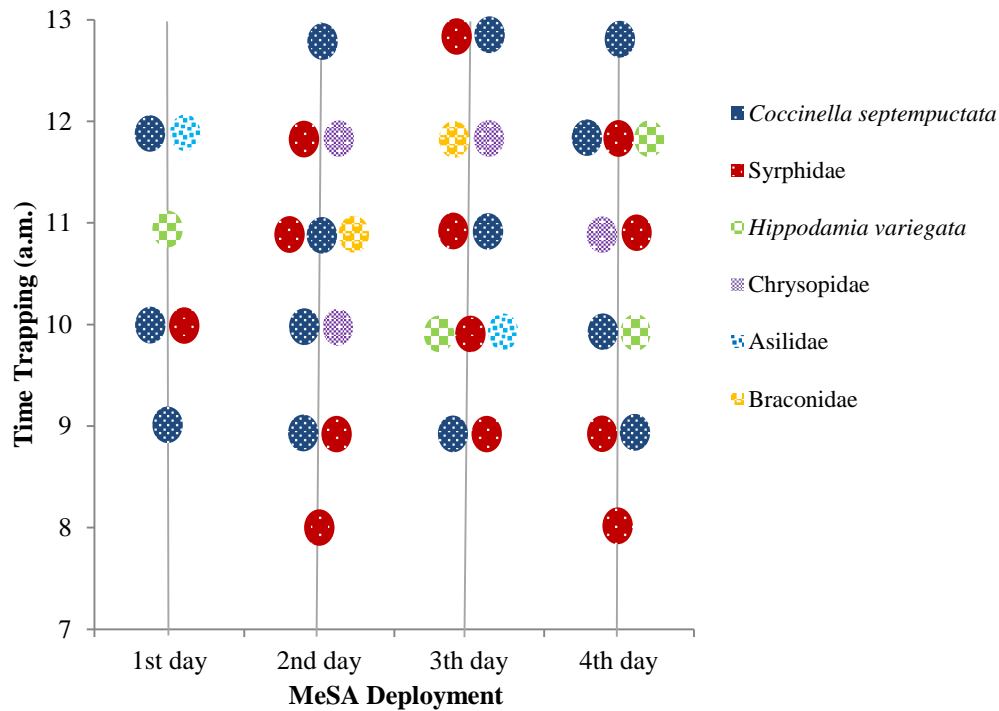


Figure 3. Behavioral natural enemies trapped in MeSA treatment during four days experiment, observation time 07:00 a.m to 13:00 a.m.

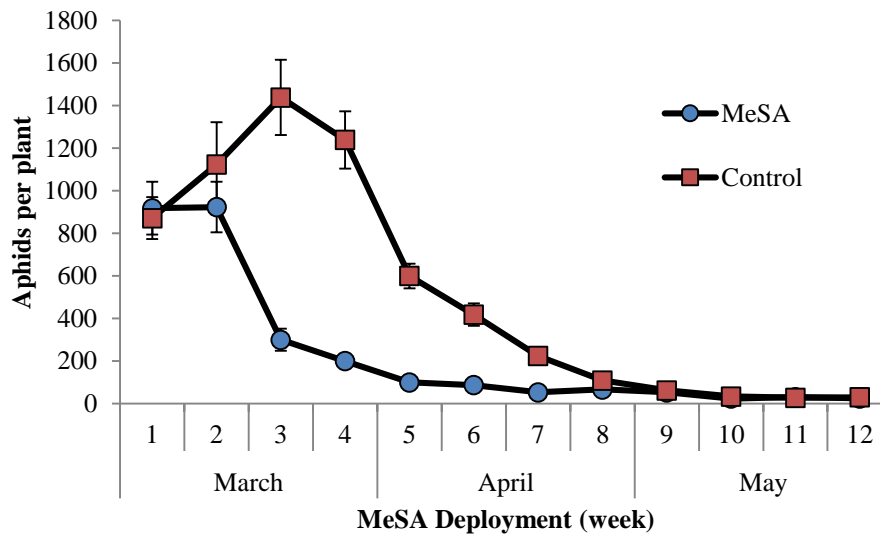


Figure 4. Average of the mint aphid, *Eucarazzia elegant* population per plant (means \pm SEM) in MeSA treated and untreated plots during the growing season in 2017.

The aphid populations in the treated plots were significantly different compared with untreated plots ($F=49$; $df=1$; $P<0.011$; Figure 4). However, it showed that there was no significant time \times treatment interaction ($F=1.5$; $df=1$; $P<0.56$).

Impact of methyl salicylate on aphid population growth in the laboratory

The response of aphids population in laboratory condition without natural enemy attendances on MeSA resulted no statistical differences in all lifetable parameters included aphid finite rate of population increase (λ), intrinsic rate of population increase (r), net reproductive rate (R_0), and mean generation time (T). It was clear that there was consistency as well shown between T and R_0 value in both treatments (Table 2).

Table 2. Life table parameters of an adult aphid *Eucarazzia elegans* raised in the laboratory on methyl salicylate treated and untreated sage plants on 20 days

Treatment	T (\pm SEM*)	R ₀ (\pm SEM)	r (\pm SEM)	λ (\pm SEM)
MeSA	9.36 \pm 0.99 a**	21.80 \pm 0.72 a	0.357 \pm 0.026 a	1.438 \pm 0.036 a
Control	9.37 \pm 1.10 a	21.65 \pm 1.16 a	0.351 \pm 0.065 a	1.425 \pm 0.045 a

* SEM: Standard error of the mean;

** Means in a column followed by the same letter are not statistical significantly different (ANOVA P < 0.05, Tukey's test).

Effects of methyl salicylate on aphid population in the semi-field

Semi-field experiment on aphids population rate in the caged arena revealed that the aphid densities in the untreated plots were not significantly higher than treated plots (F=1.52; df=1.14; P=0.45). In open cage arena, however, its were significantly different at 14th dan 21st day after MeSA deployed (F=4.2; df =1.14; P=0.02) but not significantly different at the 28th-day observation (F=0.39; df=1.14; P=0.32). The aphid

population in the plants exposed to MeSA treatment decreased sharply starting after the second week and then it would be near to same level population at the last week of the experiment (Figure 5a).

When the experiments were conducted in a cage, the number of the mint aphid population were not significantly different ((F=1.8; df=1.14; P<0.63; Figure 6b). Here, the aphid population tends to increase gradually in every week observation before it decreased slowly in the next two-week.

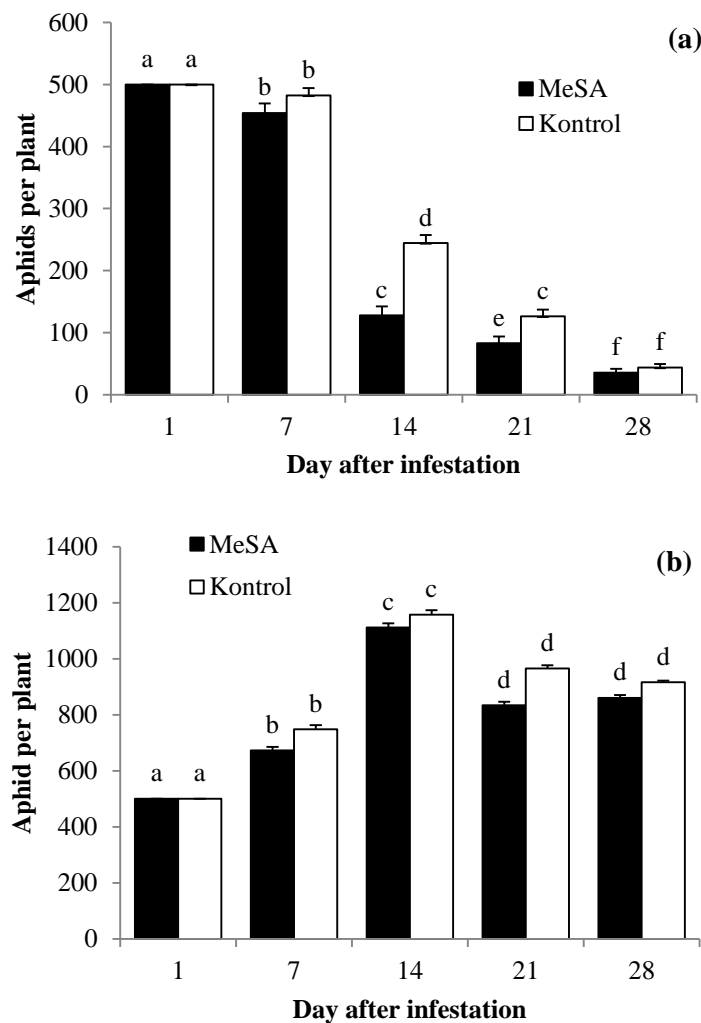


Figure 5. Average abundance, means \pm SEM, of aphid *Eucarazzia elegans* per plant in MeSA treated and untreated plots in the open caged (a) and caged (b), semi-fields experiment.

The functional activity level of natural enemies calculated by biocontrol service index (BSI) in two weeks after deployment in all experimental plots were 0.9410 and 0.7810, respectively. These indexes were marginally different with the BSI index taken after fourth-week at the same plots where MeSA treated had 0.9610 and untreated 0.9510 BSI. The natural enemies mostly presented on the aphid population in the semi-field study were *C. septempunctata*, *H. variegata*, Syrphidae and spiders.

4. DISCUSSION

Herbivore-induced plant volatiles (HIPVs) have been important plant molecules as it knowingly influencing plant-insect interactions through changed feeding performance and host plant preference, or by influencing third trophic level [6], [37]. In this study, methyl salicylate (MeSA) as one of the HIPVs revealed the role with significantly attraction natural enemies in which the predatory insect taxa were most trapped. Generally, MeSA attracts the abundant predator insects from Coleoptera, Diptera and Neuroptera order [18]. In fact, the strongest attraction to MeSA was shown in the natural enemy group taxa *R. fulva* (Coleoptera) and Syrphid flies, which both adults do not feed on aphids but rather on pollen and nectar. Other predators such as *C. septempunctata*, *C. carnea* were a large predator insect distributed worldwide that are predator as an adult as well as a larva.

The taxa of *C. septempunctata*, *H. variegata*, Syrphidae, Chrysopidae and Asilidae showed a quick response to the lure which the insects were attracted in the first 4-day. Unfortunately, ladybird *H. variegata* the green lacewing *C. carnea* known as potential aphid natural enemies were trapped in small number that has not been implicated as having strong effects on the aphid populations in this study.

MeSA emitters just strongly allured natural enemies in the first two-month before decreased at the same level with control for the next month. Lack of MeSA effects appeared in the field during May, compared to March-April where its strong odor was obvious. The effects of MeSA in the first developing time was important in which the early attendance of natural enemies into the agroecosystem could be an effective biological strategy for controlling insect pest populations [38]. The atmospheric concentrations of MeSA in this study may have been excessively stimulating to an attraction of predators in the field, during the experimental time.

The pattern of attractiveness showed that the flying insects were much dominant collected. A large number of the natural enemies trapped in this experimental study may also reveal the real insect's composition in the habitat. Interestingly, some predators trapped in the control or untreated were not only impacted by MeSA attraction but also attracted by yellow color. This study recorded some ladybird beetles and parasitoid Braconidae that mostly trapped in the control without MeSA treatment. It probably

means yellow trap effect to change the insect's orientations. Another evidence was showed by abundant leafhopper (Hemiptera: Cicadellidae), the insect attracted to yellow, trapped in both treated and untreated sticky yellow trap. It proved that the yellow sticky traps could be dangerous to some beneficial insects.

The study also found bees and butterflies in a small number on both MeSA treated and untreated traps that indicated there was no side effect in pollinators foraging. Dosage and composition in MeSA treatment have to be considered when it was related to flowering plants due to its influence on the pollinators. Mayer (1997) reported that the applications of MeSA lures at the high concentration could reduce honey bee foraging. It has been important since pollinator insect poisoning from pesticides is a serious problem worldwide.

Over the first day observation, *C. septempunctata* was among the first attraction by MeSA followed by Syrphidae and then *H. variegata*. This was similar to previous studies that demonstrated the attraction of these groups to MeSA in nature [23], [26]. The attractiveness of natural enemies by the time was different because of MeSA degradation and seasonal time impact. Insects adaptation and learning habit may influence the results.

MeSA has weak to no effect on mint aphid *E. elegans* development, with an assumption of the value of all life table parameter failed to describe a consistent pattern on both treatments. Unfortunately, how far the antifeedant effect of MeSA emitter worked to suppress aphid population was not calculated. It can presumably result in multiple mechanisms that MeSA increasing the emigration of aphids.

The biocontrol service index (BSI) reveals a varying scale between 0.0 to 1.0 on which the indexes were changed with the values increasing as the level of aphid predation increases. The BSI index surely grew up near to scale 1.0 started in the first a two-week period which indicates the role of natural enemies was running well and the attractiveness of MeSA was rolling as well in the experimental fields. About two weeks were needed for natural enemies to find their prey without the influence of MeSA appeal. This time-related attractiveness was almost same with the experiment conducted by Mallinger et al. (2011).

This research provided some shreds of evidence that the use of synthetic MeSA in an agroecosystem can stimulate recruitment and residency of some beneficial insects in order to improve biological control. In this case, generalist predators such as lady beetle, lacewings, and hoverflies, as well as some spider mite predators are key players in early season biological control of aphids on plants. Recruitment of natural enemies to the field during early springtime may provide a way of increasing their reliability and abundances for protecting the plant in the growing seasons.

5. CONCLUSION

Methyl Salicylate (MeSA) lures attract several numbers of natural enemies such as Chantariidae, Coccinellidae (Coleoptera), Syrphidae (Diptera), and Chrysopidae (Neuroptera). The abundance of *E. elegans* in MeSA-treated was significantly lower than untreated ones. In semi-field experiments, *E. elegans* populations were significantly reduced on treated plants when exposed to the natural enemies in the 2nd and 3rd week after MeSA deployment. In laboratory conditions, the aphid growth rates undertreated and untreated were not different implicating no effects of MeSA on aphid population and emphasizing the role of natural enemies in the aphid control.

ACKNOWLEDGMENT

The authors are grateful to Dr. Ian Timothy Riley, Anhui Academy of Agricultural Science, China, for critical reading of the manuscript.

REFERENCES

- [1] A. Janssen, M. W. Sabelis, and J. Bruin, 'Evolution of herbivore-induced plant volatiles', *Oikos*, vol. 97, no. 1, pp. 134–138, 2002.
- [2] R. A. Sarmiento *et al.*, 'A herbivore that manipulates plant defence: A herbivore that manipulates plant defence', *Ecol. Lett.*, vol. 14, no. 3, pp. 229–236, Mar. 2011, doi: 10.1111/j.1461-0248.2010.01575.x.
- [3] D. J. Ballhorn, S. Kautz, U. Lion, and M. Heil, 'Trade-offs between direct and indirect defences of lima bean (*Phaseolus lunatus*): Trade-off between cyanogenesis and VOC-emission', *J. Ecol.*, vol. 96, no. 5, pp. 971–980, Sep. 2008, doi: 10.1111/j.1365-2745.2008.01404.x.
- [4] D. G. James, 'Field evaluation of herbivore-induced plant volatiles as attractants for beneficial insects: methyl salicylate and the green lacewing, *Chrysopa nigricornis*', *J. Chem. Ecol.*, vol. 29, no. 7, pp. 1601–1609, 2003.
- [5] P. W. Price, C. E. Bouton, P. Gross, B. A. McPherson, J. N. Thompson, and A. E. Weis, 'Interactions among three trophic levels: influence of plants on interaction between insect herbivores and natural enemies', *Ecol. Syst.*, vol. 11, pp. 41–65, 1980.
- [6] M. Gish, C. M. De Moraes, and M. C. Mescher, 'Herbivore-induced plant volatiles in natural and agricultural ecosystems: open questions and future prospects', *Curr. Opin. Insect Sci.*, vol. 9, pp. 1–6, Jun. 2015, doi: 10.1016/j.cois.2015.04.001.
- [7] G. Arimura, C. Kost, and W. Boland, 'Herbivore-induced, indirect plant defences', *Biochim. Biophys. Acta BBA - Mol. Cell Biol. Lipids*, vol. 1734, no. 2, pp. 91–111, May 2005, doi: 10.1016/j.bbali.2005.03.001.
- [8] C. Kost, 'Herbivore-induced indirect plant defences of Lima bean (*Phaseolus lunatus*, Fabaceae)', Universidade Estadual de Campinas, 2006.
- [9] T. Li, J. K. Holopainen, H. Kokko, A. I. Tervahauta, and J. D. Blande, 'Herbivore-induced aspen volatiles temporally regulate two different indirect defences in neighbouring plants: VOC-mediated indirect defences in woody plants', *Funct. Ecol.*, vol. 26, no. 5, pp. 1176–1185, Oct. 2012, doi: 10.1111/j.1365-2435.2012.01984.x.
- [10] N. Zhao *et al.*, 'Biosynthesis and emission of insect-induced methyl salicylate and methyl benzoate from rice', *Plant Physiol. Biochem.*, vol. 48, no. 4, pp. 279–287, Apr. 2010, doi: 10.1016/j.plaphy.2010.01.023.
- [11] C. E. Van Den Boom, T. A. Van Beek, M. A. Posthumus, A. De Groot, and M. Dicke, 'Qualitative and quantitative variation among volatile profiles induced by *Tetranychus urticae* feeding on plants from various families', *J. Chem. Ecol.*, vol. 30, no. 1, pp. 69–89, 2004.
- [12] K. Ament, V. Krasikov, S. Allmann, M. Rep, F. L. W. Takken, and R. C. Schuurink, 'Methyl salicylate production in tomato affects biotic interactions: Role of methyl salicylate in tomato defence', *Plant J.*, vol. 62, no. 1, pp. 124–134, Apr. 2010, doi: 10.1111/j.1365-313X.2010.04132.x.
- [13] D. Tieman *et al.*, 'Functional analysis of a tomato salicylic acid methyl transferase and its role in synthesis of the flavor volatile methyl salicylate: *Tomato transferase and synthesis of methyl salicylate*', *Plant J.*, vol. 62, no. 1, pp. 113–123, Apr. 2010, doi: 10.1111/j.1365-313X.2010.04128.x.
- [14] R. Ozawa, G. Arimura, J. Takabayashi, T. Shimoda, and T. Nishioka, 'Involvement of jasmonate- and salicylate-related signaling pathways for the production of specific herbivore-induced volatiles in plants', *Plant Cell Physiol.*, vol. 41, no. 4, pp. 391–398, 2000.
- [15] A. Kessler and I. T. Baldwin, 'Defensive function of herbivore-induced plant volatile emissions in nature', *Science*, vol. 291, pp. 2141–2144, 2001.

- [16] J. D. Blande, M. Korjus, and J. K. Holopainen, 'Foliar methyl salicylate emissions indicate prolonged aphid infestation on silver birch and black alder', *Tree Physiol.*, vol. 30, no. 3, pp. 404–416, Mar. 2010, doi: 10.1093/treephys/tpp124.
- [17] V. Shulaev, P. Silverman, and I. Raskin, 'Airborne signalling by methyl salicylate in plant pathogen resistance', *Nature*, vol. 385, pp. 718–721, 1997.
- [18] C. Rodriguez-Saona, I. Kaplan, J. Braasch, D. Chinnasamy, and L. Williams, 'Field responses of predaceous arthropods to methyl salicylate: A meta-analysis and case study in cranberries', *Biol. Control*, vol. 59, no. 2, pp. 294–303, Nov. 2011, doi: 10.1016/j.biocontrol.2011.06.017.
- [19] A. N. Gadino, V. M. Walton, and J. C. Lee, 'Olfactory response of *Typhlodromus pyri* (Acari: Phytoseiidae) to synthetic methyl salicylate in laboratory bioassays: T. pyri response to methyl salicylate', *J. Appl. Entomol.*, vol. 136, no. 6, pp. 476–480, Jul. 2012, doi: 10.1111/j.1439-0418.2011.01670.x.
- [20] J. G. De Boer and M. Dicke, 'Experience with methyl salicylate affects behavioural responses of a predatory mite to blends of herbivore-induced plant volatiles', *Entomol. Exp. Appl.*, vol. 110, no. 2, pp. 181–189, 2004.
- [21] S. K. Shastani, M. Ziaaddini, M. Latifi, and A. Z. Golpayegani, 'Olfactory response of predatory mite *Phytoseiulus persimilis* to synthetic methyl salicylate', *Arch. Phytopathol. Plant Prot.*, vol. 47, no. 20, pp. 2442–2446, Dec. 2014, doi: 10.1080/03235408.2014.880562.
- [22] B. Drukker, J. Bruin, and M. W. Sabelis, 'Anthocorid predators learn to associate herbivore-induced plant volatiles with presence or absence of prey', *Physiol. Entomol.*, vol. 25, no. 3, pp. 260–265, Sep. 2000, doi: 10.1046/j.1365-3032.2000.00190.x.
- [23] J. Zhu and K.-C. Park, 'Methyl Salicylate, a Soybean Aphid-Induced Plant Volatile Attractive to the Predator *Coccinella septempunctata*', *J. Chem. Ecol.*, vol. 31, no. 8, pp. 1733–1746, Aug. 2005, doi: 10.1007/s10886-005-5923-8.
- [24] D. G. James and T. S. Price, 'Field-testing of methyl salicylate for recruitment and retention of beneficial insects in grapes and hops', *J. Chem. Ecol.*, vol. 30, no. 8, pp. 1613–1629, 2004.
- [25] D. G. James, 'Methyl salicylate is a field attractant for the goldeneye lacewing, *Chrysopa oculata*', *Biocontrol Sci. Technol.*, vol. 16, no. 1, pp. 107–110, Feb. 2006, doi: 10.1080/09583150500188510.
- [26] R. E. Mallinger, D. B. Hogg, and C. Gratton, 'Methyl Salicylate Attracts Natural Enemies and Reduces Populations of Soybean Aphids (Hemiptera: Aphididae) in Soybean Agroecosystems', *J. Econ. Entomol.*, vol. 104, no. 1, pp. 115–124, Feb. 2011, doi: 10.1603/EC10253.
- [27] J. Hardie, R. Isaacs, J. A. Pickett, L. J. Wadhams, and Woodcock, 'Methyl salicylate and (-)-(1R,5S)-Myrtenal are plant-derived repellents for black bean aphid, *Aphis fabae* scop. (Homoptera: Aphididae)', *J Chem Ecol*, vol. 20, pp. 2847–2855, 1994.
- [28] D. Jie, L. I. U. Ying-jie, L. I. Pei-ling, L. I. N. Fang-jing, C. Ju-lian, and L. I. U. Yong, 'Ecological effects of wheat-oilseed rape intercropping combined with methyl salicylate release on *Sitobion avenae* and its main natural enemies.', *Yingyong Shengtai Xuebao*, vol. 23, no. 10, 2012.
- [29] V. Ninkovic, E. Ahmed, R. Glinwood, and J. Pettersson, 'Effects of two types of semiochemical on population development of the bird cherry oat aphid *Rhopalosiphum padi* in a barley crop', *Agric. For. Entomol.*, vol. 5, no. 1, pp. 27–34, 2003.
- [30] T. A. L. Snoeren, R. Mumm, E. H. Poelman, Y. Yang, E. Pichersky, and M. Dicke, 'The Herbivore-Induced Plant Volatile Methyl Salicylate Negatively Affects Attraction of the Parasitoid *Diadegma semiclausum*', *J. Chem. Ecol.*, vol. 36, no. 5, pp. 479–489, 2010, doi: 10.1007/s10886-010-9787-1.
- [31] E. Norin, 'Methyl salicylate production by the fungus *Ophiostoma pluriannulatum* isolated from Pine Weevil frass', KTH KEMITEKNIK HÖGSKOLEINGENJÖRSUTBILDNINGEN, Stockholm, 2011.
- [32] R. Groux, O. Hilfiker, C. Gouhier-Darimont, M. F. G. V. Peñaflor, M. Erb, and P. Reymond, 'Role of Methyl Salicylate on Oviposition Deterrence in *Arabidopsis thaliana*', *J. Chem. Ecol.*, vol. 40, no. 7, pp. 754–759, Jul. 2014, doi: 10.1007/s10886-014-0470-9.
- [33] E. H. Koschier, D. Hoffmann, and J. Riefler, 'Influence of salicylaldehyde and methyl salicylate on post-landing behaviour of *Frankliniella occidentalis* Pergande', *J. Appl. Entomol.*, vol. 131, no. 5, pp. 362–367, Jun.

- 2007, doi: 10.1111/j.1439-0418.2007.01191.x.
- [34] E. Allsopp, G. J. Prinsloo, L. E. Smart, and S. Y. Dewhurst, 'Methyl salicylate, thymol and carvacrol as oviposition deterrents for *Frankliniella occidentalis* (Pergande) on plum blossoms', *Arthropod-Plant Interact.*, vol. 8, no. 5, pp. 421–427, Oct. 2014, doi: 10.1007/s11829-014-9323-2.
- [35] A. de H. Maia, A. J. Luiz, and C. Campanhola, 'Statistical inference on associated fertility life parameters using jackknife technique: computational aspects', *J. Econ. Entomol.*, vol. 93, no. 2, pp. 511–518, 2000.
- [36] M. M. Gardiner *et al.*, 'Landscape diversity enhances biological control of an introduced crop pest in the north-central USA', *Ecol. Appl.*, vol. 19, no. 1, pp. 143–154, 2009.
- [37] A. R. War, H. C. Sharma, M. G. Paulraj, M. Y. War, and S. Ignacimuthu, 'Herbivore induced plant volatiles: Their role in plant defense for pest management', *Plant Signal. Behav.*, vol. 6, no. 12, pp. 1973–1978, Dec. 2011, doi: 10.4161/psb.6.12.18053.
- [38] Z. R. Khan, D. G. James, C. A. O. Midega, and J. A. Pickett, 'Chemical ecology and conservation biological control', *Biol. Control*, vol. 45, no. 2, pp. 210–224, May 2008, doi: 10.1016/j.biocontrol.2007.11.009.
- [39] D. F. Mayer, 'Effects of methyl salicylate on honey bee (*Apis mellifera* L.) foraging', *N. Z. J. Crop Hortic. Sci.*, vol. 25, no. 3, pp. 291–294, Sep. 1997, doi: 10.1080/01140671.1997.9514018.