

Five-Tier Multiple-Choice Diagnostic Test Development: Empirical Evidences to Improve Students' Science Literacy

Anasufi Banawi^{1,*} Wahyu Sopandi² Asep Kadarohman³ Muhammad Solehuddin⁴

¹ Madrasah Ibtidaiyah Teacher Education Study Program, Institut Agama Islam Negeri Ambon, Ambon, Indonesia

² Elementary Education Study Program & Chemistry Education Study Program, Universitas Pendidikan Indonesia, Bandung, Indonesia

³ Chemistry Study Program, Universitas Pendidikan Indonesia, Bandung, Indonesia

⁴ Elementary Education Study Program & Guidance and Counseling Education Study Program, Universitas Pendidikan Indonesia, Bandung, Indonesia

*Corresponding author. Email: anasufibanawi@gmail.com

ABSTRACT

This study aims to develop the five-tier multiple-choice diagnostic test to identify prospective elementary school teachers' misconceptions about phase transition using descriptive and verification methods. The subjects include 149 (116 female and 33 male students) prospective elementary school teachers in one of the Elementary School Teacher Education Study Programs (ESTESP) in West Java. The stages of the study are as follows: (1) designing a five-tier test instrument to analyze students' misconceptions; (2) validation by experts; (3) instrument testing that was done on prospective teachers who have received phase transition materials; and (4) instrument testing that was done on prospective elementary school teachers who have not received phase transition teaching materials. The obtained data were analyzed descriptively using the percentage technique. In general, the results show that the developed test (FTMC-PT/five-tier multiple choice-phase transitions) is ideal for identifying students' conceptions about phase transition. However, further study to develop the test items and to analyze them accordingly as per the item response theory is required.

Keywords: Five-tier test, Multiple-choice, Misconception, Prospective elementary school teachers, Science Literacy.

1. INTRODUCTION

In the last decades, diagnostic tests have grown increasingly popular as a method for collecting data related to a misconception about science learning among students and teachers. As the initiator, Treagust developed a two-tier diagnostic method that explicitly identifies misconceptions and recommends adding a cause tier to determine the students' genuine misconceptions [1]. A two-tier test takes the shape of a system (response choice plus rationale) [2]. To achieve a three-tier, an additional layer of Certainty of Response Index (CRI) was proposed to supplement the limitations of the two-tier method. The three-tier test is formed as answer choice plus rationale plus CRI [3–8]. Eventually, the three-tier test evolved into a four-tier test. According to Kaltakci-Gurel et al. [9], the four-tier test is a variation

of Caleon and Subramaniam's three-tier test [10] that was modified into a four-tier structure [11] for learning mechanical waves concept. The four-tier test is a multi-tiered diagnostic test. Developed a four-tier diagnostic test (Answer Tier, Confidence Rating for Answer Tier, Reason Tier, and Confidence Rating for Reason Tier) [2].

Confidence Rating was added to the three-tier test and evolved into a four-tier test that increases the confidence level of an answer and the explanation for the answer will be more accurate. The four-tier test consists of four-level: multiple-choice questions to test knowledge, answer confidence level at the first level, answer rationale at the first level, and level of confidence (sure or unsure) of the answer's rationale at the third level [2], [9], [12–16].

The ability to recognize and manipulate concepts in various representations is an indicator of concept

understanding [17] because understanding the concept will be closely related to consistency in solving a problem (question). Therefore, students that have grasped the concept will be able to solve the problem using the same principle, despite the differences in the context and representation [18].

There are three levels of material representation: macroscopic, submicroscopic, and symbolic [19]. Differences in knowledge at the submicroscopic level (verbal and visual) were identified in one study [20]. The distinction between verbal and visual aspects suggests that the submicroscopic level should be separated into two groups. It would be necessary given the fact that each level of representation is complimentary and connected, and each level of representation is critical for students to understand [21–23].

On the phase transition topic, Johnstone [19] suggests a submicroscopic division of verbal and visual, and the use of answer rationale tier, which is a five-tier test (diagnostic test). The five-tier diagnostic test consists of macroscopic level, verbal submicroscopic level, visual submicroscopic level, symbolic level, answer confidence level. It should be noted that because a diagnostic test is based on a conceptual approach [12], the response choices include some distractors resulting from students' preconceptions. These preconceptions are obtained from the literature and previous interview results (teachers and students) [24].

The development of a five-tier multiple-choice diagnostic test to assess prospective elementary school teachers' misconceptions about phase transition (FTMC-PT) is required to be studied. This study is necessary to solve learning issues and difficulties, improve student comprehension, and find a solution to eliminate student misconceptions.

However, FTMC-PT has not been found, and the use of representations in diagnostic tests on the prospective primary school teacher students' understanding regarding phase transition has not been investigated. Thus, this study attempts to describe a diagnostic test for the phase transition topic. This test is for prospective elementary school teachers in their third semester assuming they had studied science throughout elementary and high school and had multiple science classes in the first semester. The goal of this study is to develop a valid and accurate five-tier multiple-choice diagnostic test to assess prospective elementary school teachers' misconceptions about phase transition. This study is expected to improve the student's knowledge of educational materials as a learning reflection that may motivate them to take corrective measures and continue their studies.

2. METHODS

One of the causes of poor students' comprehension is misconception. According to scientific consensus [25–26], misconception is a deviation from the concept of an opinion. In this case, a diagnostic test is required to examine misconceptions [12], [27]. The development of a multiple-choice test to assess students' misconceptions can provide a significant contribution to the science teacher to incorporate research findings into their classroom [1]. These results can be used to determine whether a student has a complete understanding and to determine the correct and incorrect scores [28].

Experts continue to develop the multiple-choice test model by creating the Certainty of Response Index (CRI), which is an instrument that measures the confidence quality of a respondent's answer. CRI is a measure to determine how definite a student's response or answer to a question [2], [3], [9], [29]. If a student correctly answers a question and the CRI score is greater than 2.5, the student is considered to have a good grasp of the concept. However, if they answer the question incorrectly and the CRI is greater than 2.5, the student has a misconception. Also, those who make a correct or incorrect answer with a CRI of less than 2.5 are categorized as do not understand the concept [30–34]. As shown in Table 1,

Table 1. Diagnostic test scoring criteria (Multiple Choice)

No	Score	Explanation
1	2	If the answers and the rationales are correct or appropriate.
2	1	If the answer is correct, the rationale is wrong, or vice versa.
3	0	If the answer and rationale are wrong.

Kadarohman, Nahadi, and Mira [26] developed diagnostic test criteria with two alternatives.

Based on the previous criteria, respondents with CRI < 2.5 with either correct or wrong answer is categorized as students who do not understand the concept. If those who "do not understand the concept" are given a score of "0," those who have "misconceptions" should be given a score below zero, such as "-1." For conceptual restructuring and minimizing misconceptions, 'more effort' is needed than the previous teaching [33]. Based on Table 1 and the CRI criteria above, the existing

Table 2. Assessment criteria for each item

No	Answer choices for each Item	CRI Value	Score
1	Correct	> 2.5	2
2	Correct	< 2.5	1
3	Wrong	< 2.5	0
4	Wrong	> 2.5	-1

Table 3. Criteria level of understanding

No	Answer options of the item	CRI Value	Score
1	All answers are correct	> 2.5	Understand
2	Wrong answer is found	< 2.5	Partial misunderstanding
3	Wrong answer is found	> 2.5	Partial misconception
4	All of the answers are wrong	> 2.5	Misconception
5	All answers are correct	< 2.5	Do not understand
6	All of the answers are wrong	< 2.5	Error

Table 4. Five-tier test answer combination

No	Answer choices of each stage					Score	Category
	I	II	III	IV	CRI Value		
1	C	C	C	C	> 2.5	8	UC
2	C	C	C	W	> 2.5	5	PUC
	C	C	W	C	> 2.5	5	PUC
	C	W	C	C	> 2.5	5	PUC
	W	C	C	C	> 2.5	5	PUC
	C	C	C	W	< 2.5	3	PUC
	C	C	W	C	< 2.5	3	PUC
	C	W	C	C	< 2.5	3	PUC
	W	C	C	C	< 2.5	3	PUC
	C	C	W	W	> 2.5	2	PUC
	C	W	W	C	> 2.5	2	PUC
	W	W	C	C	> 2.5	2	PUC
	C	W	C	W	> 2.5	2	PUC
	C	C	W	W	< 2.5	2	PUC
	C	W	W	T	< 2.5	2	PUC
	C	W	C	W	< 2.5	2	PUC
	W	W	C	C	< 2.5	2	PUC
	3	C	W	W	W	< 2.5	1
W		W	W	C	< 2.5	1	PUC
W		C	W	W	< 2.5	1	PUC
W		W	C	W	< 2.5	1	PUC
4	C	W	W	W	> 2.5	-1	PM
	W	W	W	C	> 2.5	-1	PM
	W	C	W	W	> 2.5	-1	PM
	W	W	C	W	> 2.5	-1	PM
5	W	W	W	W	> 2.5	-4	M
6	C	C	C	C	< 2.5	4	DUC
6	W	W	W	W	< 2.5	0	E

assessment criteria were modified, which is presented in Table 2.

There are several levels of understanding that can be categorized: categorizing the three groups of understanding: understanding the concepts, misconceptions, and do not understand [26], [35], and categorizing of four groups of understanding: understand, partially understand (not sure with the answers given), misconceptions, and do not understand [30], [32], understand the concepts, do not understand the concepts, misconceptions, and errors [12], [36]. There are also two sections of the five-tier diagnostic test in this study. The first section is a concept-related question (stages 1-4), and the second section is the response certainty level using CRI for the concept-related question. Table 3 shows the categorization of the respondents' levels of understanding about the question items.

Based on Tables 2, 3, and the representations that have been described previously, a combination of five-tier multiple-choice diagnostic test answers related to phase transition can be developed as illustrated in Table 4.

2.1. Development of a five-tier test for phase transition (FTMC-PT)

A five-tier multiple-choice test about phase transition (FTMC-PT) was developed in this study. This instrument had six items: question 1 was related to melting, question 2 was related to freezing, question 3 was related to vaporization, question 4 was related to condensation, question 5 was related to sublimation, and question 6 was related to deposition. The steps included designing a five-tier test instrument, validation process, instrument testing that was conducted to prospective teachers who had received phase transition materials, and instrument testing that was conducted to prospective elementary school teachers who had not received phase transition materials. The instrument validity test employed a construct validity test from experts using a validation sheet. After the expert validation step was carried out, the instrument test was conducted. As per the criteria, an item is valid if $r \geq 0.3$ [37] and could be considered reliable if the Cronbach's alpha result showed a coefficient of $\alpha \geq 0.7$ [38].

2.2. The subjects of the Study

The subjects were 149 (116 female and 33 male students) prospective elementary school teachers in one of the ESTESP in West Java.

2.3. Data Analysis

All 149 subjects' responses were inputted in Microsoft Excel, then sorted and graded as shown in

Table 4. The data were descriptively evaluated using the percentage technique.

3. RESULTS AND DISCUSSIONS

The results of the test instrument validation by 3 validators the average is 87.50% (very valid) and the reliability of the test is indicated by the Cronbach Alpha value = 0.774 (reliable). Some of the research results are shown in the following table.

Table 5. Descriptive statistics of the test results

Elements	Q.1	Q.2	Q.3	Q.4	Q.5	Q.6	score	Final score
Mean	4.84	5.03	3.50	2.99	3.48	2.36	22.20	46.2525
Median	5.00	5.00	3.00	2.00	2	2.00	21.00	43.7500
Mode	5	8	5	2	2	2	27	56.25
Std. deviation	2.712	2.715	2.525	2.623	3.004	3.027	11.505	23.96881
Minimum	-4	-1	-4	-4	-4	-4	-5	-10.42
Maximum	8	8	8	8	8	8	48	100
Sum	721	750	522	445	518	352	3308	6891.62

Table 5 above shows that the highest mean score is 5.03 with a standard deviation of 2.72 on Question 2 (Freezing), while the lowest average score is 2.36 with a standard deviation of 3.03 on Question 6 (Deposition). The highest possible score for all of the questions is 8. All questions have a minimum score of (-4) except Question 2 (Freezing), which has a minimum score of (-1).

Table 6. Correct answer percentage (Tier I - IV) and the confidence level of answers of the prospective elementary school teachers using a five-tier test

Tier	Q.1	Q.2	Q.3	Q.4	Q.5	Q.6	
I	96.6	94.6	93.3	93.3	81.2	60.4	
II	78.5	64.4	60.4	48.3	53.7	49	
III	49.7	81.9	16.1	26.8	37.6	46.3	
IV	76.5	63.8	77.9	63.8	72.5	52.3	
V	0	1.34	0.67	2.01	1.34	0.67	2.68
	1	0.67	0.67	0	1.34	0.67	2.68
	2	12.8	12.8	15.4	17.4	16.1	22.1
	3	39.6	32.9	37.6	39.6	43	38.3
	4	28.9	32.9	29.5	27.5	26.2	22.8
	5	16.8	20.1	15.4	12.8	13.4	11.4

Table 6 shows that, for all questions, the percentage of tier III (visual submicroscopic level knowledge) is lower than the other tiers (I, II, and IV). In general, the confidence level of the answers with a value of more than 2.5 (CRI > 2.5) is dominant in all questions.

From Table 7, the following information is obtained: (1) Question Number 1 (Melting) has 2.68% partial misconception and 1.34% of misconception; (2) Question Number 2 (Freezing) has 3.36% of partial

misconception; (3) Question Number 3 (Vaporization) has 3.36% partial misconception and 2.01% misconception; (4) Question Number 4 (Condensation) has 13.42% partial misconception and 0.67% misconception; (5) Question Number 5 (Sublimation) has 8.72% partial misconception and 2.68% misconception; and (6) Question Number 6 (Deposition) has 20.13% partial misconception and 3.36% misconception. The findings of the five-tier multiple-choice diagnostic test demonstrate that the students had partial misconceptions (PM) on Question 5 and misconception (M) on Question 6. Students who were selected were numbered 4 and 80, the result are as follows.

Table 7. The percentage of understanding of prospective elementary school teachers using five-tier test


Phase Transition	UC	PUC	PM	M	DUC	E	Total
Melting	31.54	59.06	2.68	1.34	4.70	0.67	100
Freezing	37.58	55.70	3.36	0.00	2.01	1.34	100
Vaporization	10.74	81.21	3.36	2.01	0.67	2.01	100
Condensation	10.07	73.83	13.42	0.67	0.67	1.34	100
Sublimation	18.79	68.46	8.72	2.68	0.67	0.67	100
Deposition	12.08	59.06	20.13	3.36	2.01	3.36	100

The five-tier multiple-choice diagnostic test about phase transition (FTMC-PT) can distinguish between prospective elementary school teachers who may understand the concepts, those who do not understand the concepts, those who have misconceptions, errors, do not understand and have misconceptions about some of the concepts. According to Table 7, the first question (melting) has a higher percentage of “(maybe) do not understand the concept.” On the other hand, the sixth question (deposition) has the higher percentage of “(maybe) error.” The fourth question (condensation) and the sixth question (deposition) have the percentage of “(maybe) have misconception” of 13.42% and 20.13% respectively. It should be noted that misconception and partial misconception are not the same. However, if the percentage is greater than 10% of the participants, it can be considered an error [9–11].

The misconceptions that occur in prospective elementary school teacher students include: in the event of a change in the shape of the particle, it does not experience movement; the motion of particles in the event of freezing, evaporating, and subliming is slower, while in the event of melting, condensing, depositing the motion of particles is faster; The shape and properties of the particles that make up matter are the same as those of the substances they are composed of. These results are in line with previous studies that solid particles are considered to be unable to move at all and the properties of the particles that make up the substance are the same as the substances they are composed of, and changes in form produce new substances [39]. The causes of

misconceptions do not only come from educators, but can come from students who have inappropriate preconceptions, using wrong examples [40]. In addition, the status of misconceptions can occur because students have a high level of confidence in the wrong answers [41].

5. Camphor is often put in the wardrobe as shown below. It is going to be smaller than previous size. Clothes will be fragrant.



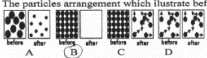
The phenomenon is called

A. Evaporating.
 B. Freezing.
 C. Sublimating.
 D. Condensing.

How do the particles move in the above change state of matter?

A. Particles do not move.
 B. Particles move faster than previously.
 C. Particles move slower than previously.
 D. Do not know.

The particles arrangement which illustrate before and after the above change state of matter is



The chemical symbol for the above change state of matter is


A. Camphor (s) → Camphor (g)
 B. Camphor (s) → Camphor (l)
 C. Camphor (l) → Camphor (g)
 D. Camphor (g) → Camphor (s)

How confident are you with your above answers?

0	1	2	3	4	5
---	---	---	---	---	---

Figure 1 Question 5 (Student Number 4).

6. Around the volcano area is often found the sulfur solids as shown below.



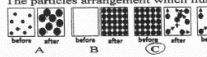
The formation of sulfur crystals is called?

A. Freezing.
 B. Depositioning.
 C. Condensing.
 D. Melting.

How do the particles move in the above change state of matter?

A. Particles do not move.
 B. Particles move faster than previously.
 C. Particles move slower than previously.
 D. Do not know.

The particles arrangement which illustrate before and after the above change state of matter is



The chemical symbol for the above change state of matter is

A. Sulfur (s) → Sulfur (g)
 B. Sulfur (s) → Sulfur (l)
 C. Sulfur (l) → Sulfur (g)
 D. Sulfur (g) → Sulfur (s)

How confident are you with your above answers?

0	1	2	3	4	5
---	---	---	---	---	---

Figure 2 Question 6 (Student Number 80).

These findings can be used to analyze individual and group issues in learning and also can be utilized as a benchmark for learning improvement. This is in line with the previous study [27] stating that individual-level diagnosis will reflect individual strengths and weaknesses. Meanwhile, the group diagnosis will reflect the strengths and weaknesses of specific sub-concepts based on the test's score scale assessment. This finding is expected to assist educators in reviewing essential content in the learning phase transition concept. It will be easier to arrange a remedial teaching program by studying the needed materials and their achievements. Lecturers can repeat the questions (FTMC-PT) during the class to correct student's errors [41].

According to the findings, prospective elementary school teachers may experience misconceptions. This misconception should be addressed properly to make the learning process run smoothly and will not affect the understanding process of the next concept. This misconception among students motivates lecturers to conduct reflective learning. Categorizing the error types will be beneficial for lecturers to improve the learning

process [42]. Students' misconceptions must be rectified so they will not take the misconception as the truth. This is one of the challenges in learning [26]. Misconceptions that are not rectified early will lead to new misconceptions. As a result, students will have a problem learning a concept [27]. It is said that misconceptions are a result of the lack of understanding of prerequisite material [30], [43].

As a result, understanding prerequisite concepts is essential for a student to learn a new concept because the prerequisite concept is crucial to understand the next concept [44]. Students who have misconceptions about a concept are more likely to have misconceptions about the next concept [29], [45]. Students must first comprehend the discontinuous nature of a matter and the dynamic nature of particles as a prerequisite to understand the phase transition concept. According to the previous study [46], students' understanding of particles has to be presented priorly before they learn the sub-microscopic level (structure, composition, and particle movement) in the phase transition class. Students with a thorough understanding of the discontinuous nature of a matter will have little trouble mastering phase transition at the submicroscopic level. Students with a good understanding of this subject are expected to apply what they have learned to other concepts. According to Treagust et al., students must be able to distinguish many forms of representation in science and use their prior knowledge to learn another representation [22]. For example, learning submicroscopic before learning macroscopic or learning symbolic before learning submicroscopic. It would be difficult for students to grasp the new concept without understanding the prerequisite concept [47], [48]. To support this, the discontinuous nature of particles and their dynamic qualities as the prerequisite concept must be given and presented in an entertaining way so that students can understand them before the learning phase transition.

In line with Kaltakci-Gurel et al., the results indicate that prospective teachers need to understand the phase transition concept [9]. In addition, the result of this study has an implication about classroom practice, including the development of a diagnostic instrument to identify students' misconceptions about phase transition that can help lecturers in designing and improving their lectures. For example, create a computer program based on diagnostic tests. Because it can help provide feedback to students immediately [49].

The five-tier test developed in this study is based on the representation of the material, so it may take a different form from that proposed by other authors. For example, five tiers are more focused on answer beliefs, reasons for answers, and the relationship between reasons and answer choices [50–53]. The most important thing is how a diagnostic test can show certain parts of the material that have not been understood by students, and

also provide information on how students think in answering a question.

4. CONCLUSION

After conducting investigation on the use of representations in diagnostic tests on the prospective primary school teacher students' understanding regarding phase transition, it is found that the developed five-tier multiple-choice diagnostic test is valid and reliable in assessing the students' misconceptions about phase transition in science class. The result of the test could illustrate that the students have misconceptions in the following concepts: 1) in the event of a change in form, the particle does not experience movement; 2) the motion of particles in the event of freezing, evaporating, and subliming is slower, while in the event of melting, condensing, depositing the motion of particles is faster; 3) The shape and properties of the particles that make up matter are the same as those of the substances they are composed of. In addition, a high level of belief in the wrong answer also affects the status of misconceptions. The results of this study have several implications for classroom practice, including making computer programs based on diagnostic tests to facilitate the provision of feedback, and the need for training or debriefing for prospective teachers/teachers related to understanding phase transition. From this research, it is suggested that further research is needed to develop computer-based test items and analyze them according to item response theory, and training for prospective elementary school teachers/teachers.

REFERENCES

- [1] D. F. Treagust, Development and use of diagnostic tests to evaluate students' misconceptions in science, *International Journal of Science Education*, vol. 10, 1988, pp.159-169.
- [2] D. C. Yang, Y. C. Lin, Assessing 10- to 11-year-old children's performance and misconceptions in number sense using a four-tier diagnostic test, *Educational Research*, 2015, pp. 1-21.
- [3] H. O. Arslan, C. Cigdemoglu, C. Moseley, A three-tier diagnostic test to assess pre-service teachers' misconceptions about global warming, greenhouse effect, ozone layer depletion, and acid rain, *International Journal of Science Education*, vol. 34, 2012, pp. 1667-1686.
- [4] M. I. Sukarelawan, Jumadi, N. A. Rahman, An analysis of graduate students' conceptual understanding in Heat and Temperature (H&T) using three-tier diagnostic test, *Indonesian Review of Physics*, vol. 2(1), 2019, pp. 9-14.
- [5] D. Kartika, R. Maming, M. Tawil, Identifikasi miskonsepsi mata pelajaran IPA peserta didik Kelas VIII SMPN terakreditasi A di Kabupaten Gowa, *Jurnal IPA Terpadu*, vol. 3(2), 2020, hlm. 10-23. ISSN 2597-8977.
- [6] S. Türkoguz, Investigation of three-tier diagnostic and multiple choice tests on chemistry concepts with response change behaviour, *International Education Studies*, vol. 13(9), 2020. ISSN 1913-9020 E-ISSN 1913-9039. DOI:10.5539/ies.v13n9p10.
- [7] Sartika, J. Mansyur, Y. Kendek, Miskonsepsi siswa SMA Negeri 1 Palu tentang suhu dan kalor, *Jurnal Kreatif Online (JKO)*, vol. 9(2), pp. 158-165, June 2021. ISSN 2354-614X.
- [8] H.E. Haryono, K. N. Aini, Diagnosis misconceptions of junior high school in Lamongan on the heat concept using the three-tier test *Journal of Physics: Conf. Series 1806 (2021) 012002*. IOP Publishing. doi:10.1088/1742-6596/1806/1/012002.
- [9] D. K. Gurel, A. Eryilmaz, L. C. McDermott, Development and application of a four-tier test to assess pre-service physics teachers' misconceptions about geometrical optics,' *Research in Science & Technological Education*, 2017, pp. 1-23.
- [10] I. S. Caleon, R. Subramaniam, Development and application of a three-tier diagnostic test to assess secondary students' understanding of waves, *International Journal of Science Education*, vol. 32, 2010a, pp. 939-961.
- [11] I. S. Caleon, R. Subramaniam, Do students know what they know and what they don't know? Using a four-tier diagnostic test to assess the nature of students' alternative conceptions, *Research in Science Education*, vol. 40, 2010b, pp. 313-337.
- [12] I. I. Ismail, A. Samsudin, A. Suhandi, I. Kaniawati, Diagnostik miskonsepsi melalui listrik dinamis four tier test, *Prosiding Simposium Nasional Inovasi dan Pembelajaran Sains 2015 (SNIPS 2015) Bandung 8 dan 9 Juni 2015 (Bandung: UPI Press)*, Juni 2015. hlm. 381-384.
- [13] R. Diani, J. Alfin, Y. M. Anggraeni, M. Mustari, D. Fujiani, Four-tier diagnostic test with certainty of response index on the concepts of fluid, *Journal of Physics: Conf. Series 1155 (2019) 012078*. IOP Publishing. doi:10.1088/1742-6596/1155/1/012078.
- [14] K. Fenditasari, Jumadi, E. Istiyono, Hendra, Identification of misconceptions on heat and temperature among physics education students using four-tier diagnostic test, *Journal of Physics:*

- Conf. Series 1470 (2020) 012055. IOP Publishing. doi:10.1088/1742-6596/1470/1/012055.
- [15] A. M. R. Tumanggor, Supahar, H. Kuswanto, E. S. Ringo, Using four-tier diagnostic test instruments to detect physics teacher candidates' misconceptions: Case of mechanical wave concepts, *Journal of Physics: Conf. Series* 1440 (2020) 012059. IOP Publishing. doi:10.1088/1742-6596/1440/1/012059.
- [16] H. Y. Suhendi, R. Ardiansyah, Development of HATRADI: a four tier test for diagnostic student misconception in heat transfer concept, *Journal of Physics: Conf. Series* 1918 (2021) 022015. IOP Publishing. doi:10.1088/1742-6596/1918/2/022015.
- [17] D. Hestenes, Modeling methodology for physics teachers, in the changing role of physics departments in modern universities *Proceedings of the International Conference on Undergraduate Physics Education*, College Park, 1996, AIP Conference Proceedings No. 399 edited by E. Redish and J. Rigden (New York: AIP), 1997. p.935.
- [18] S. P. Sriyansyah, A. Suhandi, D. Saepuzaman, Analisis konsistensi representasi dan konsistensi ilmiah mahasiswa pada konsep gaya menggunakan tes r-fci, *Jurnal Pendidikan IPA Indonesia*, vol. 4, 2015, pp. 75-82.
- [19] A. H. Johnstone, Macro- and micro-chemistry, *School Science Review*, vol. 64, 1982, pp. 377-379.
- [20] W. Sopandi, A. Latip, A. Sujana, Prospective primary school teachers' understanding on states of matter and their changes, *Journal of Physics Conf. Series*, 812, 2017, pp. 1-8.
- [21] A. H. Johnstone, Chemical education research: Where from Here?, *Chemistry Education*, vol. 4, 2000, pp. 34-48.
- [22] D. Treagust, G. Chittleborough, T. Mamiala, The role of submicroscopic and symbolic representations in chemical explanations, *International Journal of Science Education*, vol. 25, 2003, pp. 1353-1368.
- [23] W. S. S. Li, M. Y. Arshad, Application of multiple representation levels in redox reactions among tenth grade chemistry teachers, *Journal of Turkish Science Education*, vol. 11, 2014, 35-52.
- [24] E. Çil, Effect of two-tier diagnostic tests on promoting learners' conceptual understanding of variables in conducting scientific experiments, *Applied Measurement in Education*, vol. 28, 2015. pp. 253-273.
- [25] E. V. D. Berg, Konsep, peta konsep, dan miskonsepsi, *Makalah (Salatiga: Universitas Kristen Satya Wacana)*, 1991.
- [26] A. Kadarohman, Nahadi, R. A. M. Mira, Miskonsepsi dan sikap siswa pada pembelajaran lemak melalui praktikum pembuatan sabun transparan, *Jurnal Pengajaran MIPA*, vol. 15, 2010, pp. 45- 49.
- [27] M. Duskri, Kumaidi, Suryanto, Pengembangan tes diagnostik kesulitan belajar matematikadi sd, *Jurnal Penelitian dan Evaluasi Pendidikan*, vol. 18, 2014, pp. 44-56.
- [28] K. M. Sheenan, A tree-based approach to proficiency scaling and diagnostic assessment, *Journal of educational measurement*, vol. 34, 1997, pp. 333-352.
- [29] K. S. N. Atiqoh, M. Hafiz, Miskonsepsi mahasiswa pada induksi matematika menggunakan certainty of response index (CRI), *Jurnal Padagogik*, vol. 4(2), July 2021, hlm. 43-51. E-ISSN: 2715-1069 P-ISSN: 2614-3267, <https://doi.org/10.35974/jpd.v4i2.2536>.
- [30] M. Ibrahim, *Seri pembelajaran inovatif: Konsep, miskonsepsi dan cara pembelajarannya*, Surabaya: Unesa University Press, 2012.
- [31] S. Hasan, D. Bagayoko, E. L. Kelley, Misconceptions and the certainty of response index (cri), *Phys. Educ*, vol. 34, 1999.
- [32] A. Hakim, Liliyasi, A. Kadarohman, Student concept understanding of natural products chemistry in primary and secondary metabolites using the data collecting technique of modified cri, *International Online Journal of Educational Sciences*, vol. 4, 2012, pp. 544-553.
- [33] D. Gurcay, E. Gulbas, Development of three-tier heat, temperature and internal energy diagnostic test, *Research in Science & Technological Education*, 2015, pp. 1-21.
- [34] E. Taslidere, Development and use of a three-tier diagnostic test to assess high school students' misconceptions about the photoelectric effect, *Research in Science & Technological Education*, 2016, pp. 1-23.
- [35] M. R. Abraham, E. B. Grzybowski, J. W. Renner, E. A. Marek, Understanding and misunderstanding of eight grades of five chemistry, *Journal of Research in Science Teaching*, vol. 29, 1992, pp. 106-120.
- [36] F. H. Kusumah, Diagnosis miskonsepsi siswa pada materi kalor menggunakan three-tier test, *Skripsi*

- (Bandung: Universitas Pendidikan Indonesia), 2013.
- [37] Sugiyono, *Metode penelitian pendidikan: pendekatan kuantitatif, kualitatif, dan r&d*, Cetakan Ketiga (Bandung: Alfabeta), 2013.
- [38] R. M. Kaplan, D. P. Saccuzzo, *Psychological testing, principles, applications, and issues*, (Monterey: Brookscole Publishing Comp), 1982.
- [39] N. P. Iriyanti, S. Mulyani, S. R. D. Ariani, Identifikasi miskonsepsi pada materi pokok wujud zat siswa kelas VII SMP Negeri 1 Bawang tahun ajaran 2009/2010, *Jurnal Pendidikan Kimia*, vol. 1(1), 2012, hlm. 8-13.
- [40] A. Sigit, Nurmala, Pemahaman siswa sekolah dasar terhadap konsep ipa berbasis kimia, Diakses dari simpen.lppm.ut.ac.id/htmpublikasi/42arganur.htm.
- [41] E. Cengiz, H. Ş. Ayvaci, Analysing the feedback that secondary school science teachers provide for student errors that show up in their lessons *Journal of Turkish Science Education*, vol. 14, 2017, pp. 109-124.
- [42] E. Keles, P. Demirel, A study towards correcting student misconceptions related to the color issue in light unit with POE technique, *Procedia Social and Behavioral Sciences*, vol. 2, 2010, pp. 3134–3139.
- [43] N. K. Sariati, I. N. Suardana, N. M. Wiratini, Kesulitan belajar kimia siswa kelas xi pada materi larutan penyangga, *Jurnal Imiah Pendidikan dan Pembelajaran (JIPP)*, vol. 4(1), April 2020, hlm. 86-97. p-ISSN: 1858-4543 e-ISSN: 2615-6091. DOI: <http://dx.doi.org/10.23887/jipp.v4i1.15469>.
- [44] D. Oktaviana, Analisis tipe kesalahan berdasarkan teori newman dalam menyelesaikan soal cerita pada mata kuliah matematika diskrit, *EduSains: Jurnal Pendidikan Sains & Matematika*, vol.5, No.2, 2017, hlm. 22-32. p-ISSN: 2338-4387 e-ISSN: 2580-3247
- [45] M. W. Noviani, M. Istiyadji, Miskonsepsi ditinjau dari penguasaan pengetahuan prasyarat untuk materi ikatan kimia pada kelas x, *Quatntum, Jurnal Inovasi Pendidikan Sains*, vol. 8(1), 2017, hlm. 63-77.
- [46] W. Sopandi, A. Kadarohman, M. Rosbiono, A. Latip, R. R. Sukardi, The courseware of discontinuous nature of matter in teaching the states of matter and their changes *International Journal of Instruction*, vol. 11, 2018, pp. 61-76.
- [47] P. Sari, Pemahaman konsep matematika siswa pada materi besar sudut melalui pendekatan pmri, *Jurnal Gantang*, vol. 2(1), Maret 2017, hlm. 41-50. p-ISSN. 2503-0671, e-ISSN. 2548-5547. Online di: <http://ojs.umrah.ac.id/index.php/gantang/index>.
- [48] A. F. Janah, B. N. Mindyarto, Ellianawati, Developing four-tier diagnostic test to measure students' misconceptions on simple harmonic motion material, *Journal of Physics: Conference Series* 1918 (2021) 052050, pp. 1-6. IOP Publishing doi:10.1088/1742-6596/1918/5/052050.
- [49] M. L. H. Abbas, Pengembangan Computer Based Diagnostic Test Misconception Mahasiswa pada Materi Suhu dan Kalor, *Jurnal Pendidikan Fisika dan Keilmuan (JPFK)*, 6(1), Maret 2020, pp. 12-24. P-ISSN: 2442-8868, E-ISSN: 2442-904X, DOI: <https://doi.org/10.25273/jpfk.v6i1.5153>.
- [50] D. Setiawan, N. Faoziyah, Development of a Five-Tier Diagnostic Test to Reveal the Student Concept in Fluids, *Physics Communication*, vol. 4 (1), 2020, pp. 6-13. DOI: <https://doi.org/10.15294/physcomm.v4i1.21181>.
- [51] A. S. U. Putra, I. Hamidah, Nahadi, The development of five-tier diagnostic test to identify misconceptions and causes of students' misconceptions in waves and optics materials, *Journal of Physics: Conf. Series* 1521 (2020) 022020. IOP Publishing. doi:10.1088/1742-6596/1521/2/022020.
- [52] M. Qonita, F.U. Ermawati, The validity and reliability of five-tier conception diagnostic test for vector concepts, *Inovasi Pendidikan Fisika*, vol. 9(3), September 2020, pp. 459-465. ISSN: 2302-4496.
- [53] F. N. Salsabila, F. U. Ermawati, Validity and reliability of conception diagnostic test using five-tier format for elasticity concepts, *Inovasi Pendidikan Fisika*, vol. 9(3), September 2020, hlm. 439-446. ISSN :2302-4496.