



# Material Selection and Design Optimization of Temperature Sensors

Haoyu Wu<sup>1\*</sup>

<sup>1</sup> Mechanical Engineering Department, Hong Kong Polytechnic University, Hong Kong, 999077, China

\*23098415d@connect.polyu.hk

**Abstract.** This paper focuses on the material selection and design optimization of temperature sensors, exploring the characteristics of different materials and their impact on sensor performance. First, the study analyses mainstream temperature sensor types, such as thermistors, RTDs, thermocouples, and infrared sensors, comparing their working principles, measurement ranges, accuracy, and application scenarios. Next, the physical properties of metals, semiconductors, and ceramics are examined, including thermoelectric effects, thermal conductivity, and temperature coefficients, to illustrate how material selection influences sensor sensitivity, linearity, and stability. Subsequently, structural design for performance enhancement based on thermodynamic laws, resistive temperature effects, and infrared radiation theory are discussed in terms of physical principles and design optimization. Applications in industrial, medical, and consumer electronics also validate the effectiveness of material and design optimizations in real-world scenarios. Finally, the paper outlines future trends in temperature sensor development, such as AI-driven intelligent calibration and the application of novel materials. The synergy between material science and physical design is key to breakthroughs in temperature sensor performance, with advancements in materials and technology paving the way for smarter and more versatile sensors.

**Keywords:** Sensor Introduction, Material Science, Practical Design, Temperature Measurement, Temperature Sensor

## 1 Introduction

Sensors are detection devices capable of perceiving changes in external environments or internal system states, converting physical, chemical, or biological variations into measurable electrical signals. As the foundation of the Internet of Things (IoT), sensors bridge the digital and physical worlds. Among them, temperature sensors play a critical role in numerous fields.

A temperature sensor is an electronic device that measures the temperature of an object or environment, converting this physical quantity into an electrical signal (e.g. voltage, resistance, or current) for processing and control by electronic systems. Temperature sensors are indispensable components in modern industries, healthcare,

environmental monitoring, and more. They are widely used in applications ranging from automotive engine temperature monitoring to body temperature measurement in medical devices and climate data collection in environmental monitoring. With technological advancements, industries demand higher performance from temperature sensors, including higher accuracy, faster response time, better stability and greater adaptability to extreme environments. Therefore, in-depth research into material selection and design optimization is essential for enhancing their performance and expanding their applications.

This paper systematically explores material selection and design optimization methods for temperature sensors. First, it introduces the basic types and working principles of temperature sensors. Next, it analyses the characteristics of different materials and their impact on sensor performance, along with the physical principles and optimization techniques for sensor design. Finally, it discusses future trends in temperature sensor development. Through this comprehensive analysis, the paper aims to provide valuable insights for future research and applications.

## 2 Types and Working Principles of Temperature Sensors

Temperature sensors can be categorized into thermistors, resistance temperature detectors (RTDs), thermocouples, and infrared sensors based on their working principles, each with distinct features and suitable applications.

### 2.1 Thermistors

Thermistors are temperature sensors based on semiconductor materials, with resistance values that change significantly with temperature. Depending on their resistance-temperature characteristics, they are classified into NTC (Negative Temperature Coefficient) and PTC (Positive Temperature Coefficient) types. The core of a thermistor lies in the resistive properties of conductive ceramic materials [1]. Fig 1 shows the thermistor temperature sensor constructions and circuit.

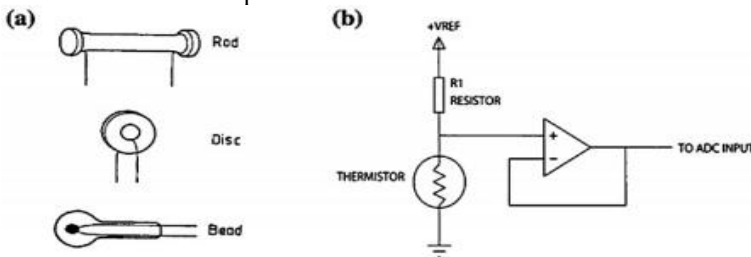


Fig. 1. (a) Thermistor constructions and (b) a thermistor circuit [2].

NTC Thermistor: Resistance decreases as temperature rises (negative temperature coefficient), making it suitable for high-sensitivity temperature measurement. The calculation formula is:  $R_T = R_0 \times e^{(B(1/T - 1/T_0))}$  where  $R_T$  represents the resistance value at a temperature of  $T$  value;  $R_0$  represents the resistance value of the reference temperature  $T_0$  value;  $B$  is usually a material constant.

PTC Thermistor: Resistance increases sharply with rising temperature (positive temperature coefficient), often used for overcurrent protection or temperature switches. And Table 1 shows the characteristics of NTC and PTC.

**Table 1.** Characteristics of Thermistor Types

Type	Resistance-Temperature Relationship	Temperature Range	Sensitivity
NTC	Resistance decreases with temperature	-50°C to 150°C	High
PTC	Resistance increases abruptly with temperature	-50°C to 150°C	Sudden Change

Notably, despite their advantages, thermistors have limitations. Their narrow measurement range (around 150°C) and high sensitivity result in faster response times but poorer long-term stability compared to other sensor types [3].

Based on their working principles and characteristics, NTC and PTC thermistors are widely used in temperature measurement, control, and circuit protection. For example, NTC thermistors are employed in household appliances like air conditioners, refrigerators, and water heaters for temperature detection, as well as in automotive electronics for monitoring coolant and battery temperatures. PTC thermistors serve as self-resetting fuses in circuit design, cutting off current during overloads and restoring automatically afterward [4].

## 2.2 Resistance Temperature Detector (RTD)

RTDs are precision sensors that measure temperature based on the temperature-dependent resistance of metals. They offer high accuracy, stability, and excellent linearity, making them vital for industrial temperature measurement. Platinum (Pt) is the most common material due to its superior linearity and stability. Platinum RTDs (e.g. Pt100) provide exceptional accuracy and stability across a range of -200°C to 850°C [5].

RTDs rely on the positive temperature coefficient of metals, where resistance increases with temperature. The calculation formula is:  $R_T = R_0[1 + \alpha(T - T_0)]$  where  $R_T$  is the resistance value at temperature  $T$ ,  $R_0$  is the standard resistance at reference temperature  $T_0$ , and  $\alpha$  is the temperature coefficient of the material.

Fig 2 shows the relationship between temperature and resistance of different metal materials in RTD sensor. Also, Table 2 summarizes the characteristics of RTD.

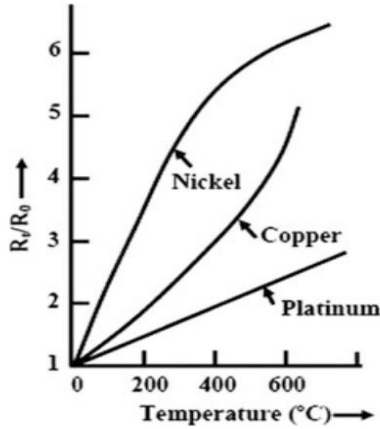


Fig. 2. Resistance-Temperature Relationship of RTD [3]

Table 2. Summary of RTD Characteristics

Feature	Description
Accuracy	Up to $\pm 0.1^\circ\text{C}$ (depending on material), far surpassing thermistors ( $\pm 0.5^\circ\text{C}$ ).
Stability	Minimal resistance drift ( $< 0.1^\circ\text{C}/\text{year}$ ), ideal for continuous industrial monitoring.
Temperature	$-200^\circ\text{C}$ to $850^\circ\text{C}$ (platinum), with specialized variants reaching $1000^\circ\text{C}$ .
Response Time	Relatively slow (1–10 seconds) due to high thermal mass; requires optimized packaging for faster heat transfer.

RTDs excel in high-precision, high-stability applications with wide temperature ranges. However, their cost is significantly higher than other sensors due to expensive metal materials, and their response time is slower (on the order of seconds).

Given these traits, RTDs are primarily used in extreme high-temperature environments requiring high accuracy. Examples include aerospace (e.g., engine intake temperature measurement with high-temperature platinum RTDs up to  $1000^\circ\text{C}$ ) and industrial process control (e.g., food production lines, chemical reactors) where  $\pm 0.3^\circ\text{C}$  precision is critical.

### 2.3 Thermocouples

Thermocouples are temperature sensors based on the thermoelectric effect, capable of directly measuring temperatures up to  $2300^\circ\text{C}$ . They are among the most widely used sensors for high-temperature industrial applications. And, Fig 3 shows the working process of thermocouple.

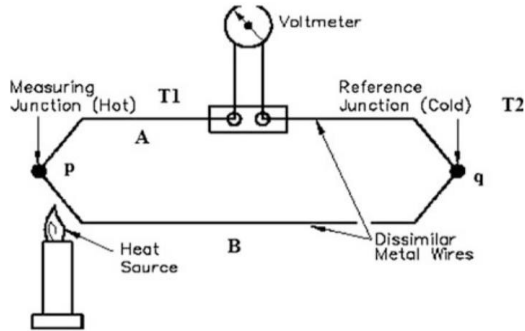


Fig. 3. Working process of thermocouple [5]

Thermocouples operate on the Seebeck Effect: When two dissimilar metals are joined into a circuit and their junctions are at different temperatures, an electromotive force (EMF) is generated, proportional to the temperature difference. The calculation formula is:  $E = \alpha(T_1 - T_0)$  where  $E$  is the EMF (typically in mV);  $\alpha$  is the Seebeck coefficient of the material pair;  $T_1$  is for measuring temperature (hot junction);  $T_0$  is the reference temperature (cold junction).

Internationally standardized thermocouples are categorized into eight major types based on material combinations and temperature ranges, as shown in Table 3.

Table 3. Thermocouple Types and Characteristics

Type	Material Pair (+/- )	Temperature Range	Features
S	Platinum-Rhodium 10% /Platinum	0°C to 1600°C	High accuracy High-temperature resistance
R	Platinum-Rhodium 13% /Platinum	0°C to 1600°C	High accuracy High-temperature resistance
B	Platinum-Rhodium 30%/6%	0°C to 1800°C	Ultra-high-temperature measurement Contamination-resistant
K	Nickel-Chromium /Nickel-Aluminium	-200°C to 1300°C	Cost-effective General-purpose

N	Nickel-Chromium-Silicon /Nickel-Silicon	-200°C to 1300°C	Cost-effective General-purpose
E	Nickel-Chromium /Constantan	-200°C to 900°C	Highest sensitivity (62μV/°C)
J	Iron /Constantan	0°C to 760°C	High sensitivity but prone to oxidation
T	Copper /Constantan	-200°C to 350°C	Excellent low temperature performance Moisture-resistant

Thermocouples come in various types, each suited to specific applications. However, two key challenges apply to all thermocouples [4]:

**Cold Junction Compensation.** Since the reference junction (cold junction) temperature affects the output, hardware or software compensation is required.

**Signal Amplification.** The EMF is in the millivolt range, necessitating low-noise amplifiers for accurate detection.

Due to their versatility, thermocouples are used in diverse fields. Examples include high-temperature industries (e.g. steel smelting with Type B, glass furnaces with Type S, heat treatment furnaces with Type K), energy and power (e.g. gas turbine exhaust monitoring, boiler control), automotive (e.g. engine exhaust and catalytic converter monitoring with Type K), and household appliances (e.g. ovens and toasters with cost-effective Type K) [4].

**2.4 Infrared Temperature Sensors**

Infrared sensors measure temperature by detecting infrared radiation emitted by objects, enabling non-contact measurement. They are ideal for moving objects, high-temperature environments, or hazardous conditions [5].

Infrared sensors operate based on blackbody radiation laws:

**Stefan-Boltzmann Law.** The radiant power is proportional to the fourth power of absolute temperature. The calculation formula is as follows:  $P = \epsilon \sigma T^4$  where P is the radiated power;  $\epsilon$  is emissivity, ranging from 0 to 1 (the ideal blackbody is 1);  $\sigma$  is the Stefan-Boltzmann constant; T is the absolute temperature, measured in K.

**Wien's Displacement Law.** The peak radiation wavelength is inversely proportional to temperature. The calculation formula is:  $\lambda_{\text{peak}}=b/T$  where b is Wien's constant (2898  $\mu\text{m}\cdot\text{K}$ ).

The sensor focuses infrared radiation onto a detector (e.g. thermopile, microbolometer) via an optical system, converting radiation into an electrical signal processed to output temperature. And Table 4 shows the four main types of infrared temperature sensors.

**Table 4.** Infrared Sensor Types and Principles

Type	Principle	Features
Thermopile Sensor	Multiple thermocouples in series	No power required, fast response (ms), low cost
Pyroelectric Sensor	Polarization changes in ferroelectric materials	Requires signal modulation, suited for dynamic targets
Microbolometer	Resistance changes in thermistors	Enables thermal imaging, high sensitivity
Quantum Detector	Photon-excited electrons	Requires cooling, ultra-high sensitivity

As non-contact sensors, infrared models offer wide measurement ranges: standard versions cover  $-20^{\circ}\text{C}$  to  $1000^{\circ}\text{C}$ , while specialized high-temperature variants reach  $3000^{\circ}\text{C}$ . Calibration ensures industrial-grade ( $\pm 1^{\circ}\text{C}$  or  $\pm 1\%$ ) or medical-grade ( $\pm 0.2^{\circ}\text{C}$ ) accuracy.

Infrared sensors are widely used in medical applications (e.g. forehead and ear thermometers with  $\pm 0.3^{\circ}\text{C}$  precision) and industrial monitoring (e.g. motor bearing overheating alerts, steel furnace temperature tracking with laser-guided sensors). They are also integrated into consumer electronics for body temperature detection or home climate control [6].

However, infrared sensors cannot measure internal or transparent object temperatures, and their optical systems require cleanliness to avoid contamination-induced errors, highlighting their non-contact limitations.

### 3 Material Selection and Performance Analysis

The core performance metrics of temperature sensors--such as accuracy, sensitivity, and temperature range are highly dependent on the properties of their constituent materials. Different materials, owing to their unique physical characteristics, are suited to specific types of sensors. The following sections analyse the key properties of three major material categories--metals, semiconductors, and ceramics--and their impact on sensor performance, providing comprehensive guidance for engineering applications.

### 3.1 Metallic Materials

Metallic materials with temperature-sensitive properties are pivotal in precision temperature measurement due to their stable resistance-temperature relationships and excellent repeatability. Platinum-group metals, particularly high-purity platinum, exhibit the most outstanding overall performance. Platinum demonstrates a nearly perfect linear response across a broad temperature range of  $-200^{\circ}\text{C}$  to  $1000^{\circ}\text{C}$ , with a temperature coefficient of resistance (TCR) of  $0.00385/^{\circ}\text{C}$ . This behaviour stems from platinum's face-centred cubic crystal structure, which maintains remarkable stability even at high temperatures. At the microscopic level, the arrangement of 3d electron orbitals in platinum atoms confers unique electron transport properties, which underlie the stability of its resistance-temperature characteristics.

In industrial applications, high-purity platinum wires ( $\geq 99.999\%$ ) are typically employed, with precise control of cold-working rates (20-30%) to balance mechanical strength and resistance stability. For thin-film applications, magnetron sputtering is widely used to deposit platinum films with thicknesses of 100–500 nm.  $\text{Al}_2\text{O}_3$  ceramic substrates are commonly chosen, with transition layers such as Ti/TiN applied to enhance interfacial adhesion. Recent studies indicate that platinum-iridium alloys (5-10% Ir) retain platinum's superior properties while extending the upper temperature limit to  $1100^{\circ}\text{C}$ , primarily due to iridium's inhibition of grain boundary migration [7].

In contrast, transition metals like nickel and copper, while more cost-effective, exhibit significant limitations. Nickel has a TCR of approximately  $0.006/^{\circ}\text{C}$  but suffers from pronounced nonlinearity. Copper, though offering better linearity (TCR  $\approx 0.0043/^{\circ}\text{C}$ ), is prone to oxidation, restricting its use in high-temperature environments. Nickel-copper alloys, owing to their unique thermoelectric properties ( $\approx 42 \mu\text{V}/^{\circ}\text{C}$ ), are frequently employed as compensation lead wires.

### 3.2 Semiconductor Materials

Semiconductor-based temperature-sensitive materials are renowned for their high sensitivity and rapid response. They primarily comprise two systems: transition metal oxides and silicon-based materials. Negative temperature coefficient (NTC) thermistors typically utilize a Mn-Ni-Co-Fe quaternary oxide system, forming a primary crystalline phase with a spinel structure ( $\text{AB}_2\text{O}_4$  type). The performance of these materials is characterized by the B-value (material constant, ranging from 2000-4500 K) and room-temperature resistivity ( $10\text{-}1000 \Omega\cdot\text{cm}$ ). Precise adjustment of dopant ions (e.g.  $\text{Al}^{3+}$ ) optimizes the B-value, while the introduction of transition metal ions (e.g.  $\text{Cu}^{2+}$ ) effectively reduces intrinsic resistivity.

The sintering process is critical to the final performance of these materials. Typical parameters include pre-sintering at  $800\text{-}1000^{\circ}\text{C}$ , final sintering at  $1100\text{-}1300^{\circ}\text{C}$ , a holding time of 2-4 hours, and strictly controlled cooling rates. These parameters directly influence cation ordering, grain boundary characteristics, and defect concentrations, thereby determining the temperature-sensitive behaviour of the device. Notably, at the microstructural level, the formation and evolution of grain boundary barriers play a significant role in the electrical transport properties of NTC materials.

Silicon-based temperature-sensitive materials leverage the intrinsic temperature dependence of semiconductor properties. For instance, the bandgap of single-crystal silicon exhibits a coefficient of  $-0.3$  meV/K, while the base-emitter voltage (VBE) of bipolar transistors shows a temperature coefficient of  $-2$  mV/K. In modern CMOS processes, optimizing emitter doping concentrations ( $10^{19}$ - $10^{20}$  cm<sup>-3</sup>), controlling base widths (0.1-0.3  $\mu\text{m}$ ), and adjusting passivation layer stress significantly enhance the linearity and stability of silicon-based temperature sensors.

### 3.3 Ceramic Materials

Ceramic materials demonstrate unique advantages in high-temperature and harsh-environment applications. They are broadly categorized into oxygen-ion conductors and high-temperature structural ceramics. Zirconia ( $\text{ZrO}_2$ )-based materials are the most prominent oxygen-ion conductors. Pure zirconia's cubic phase stabilizes above  $2370^\circ\text{C}$ , but doping with 8 mol%  $\text{Y}_2\text{O}_3$  yields a fully stabilized cubic structure. This material exhibits an oxygen vacancy conduction activation energy of 0.8-1.2 eV, achieving an ionic conductivity of  $10^{-2}$  S/cm at  $800^\circ\text{C}$ . Microstructural features, including grain size control (0.5-5  $\mu\text{m}$ ), porosity ( $<3\%$ ), and the addition of  $\text{Al}_2\text{O}_3$  to suppress detrimental grain boundary phases, are decisive for performance.

High-temperature structural ceramics, exemplified by  $\text{Al}_2\text{O}_3$  protective tubes, require purity levels exceeding 99.5%, with flexural strengths of 300-400 MPa and thermal expansion coefficients of  $8 \times 10^{-6}/\text{K}$ . Recent advancements in composite systems involve incorporating  $\text{MgO} \cdot n\text{Al}_2\text{O}_3$  spinel phases into the  $\text{Al}_2\text{O}_3$  matrix, along with 3-5%  $\text{TiO}_2$  as a sintering aid and 2-3% nano- $\text{ZrO}_2$  as a toughening phase. These modifications significantly enhance thermal shock resistance and mechanical strength, enabling ceramic protective tubes to maintain structural integrity under extreme thermal cycling conditions.

### 3.4 Material Performance Comparison and Application Domains

The three material categories exhibit distinct characteristics in key performance metrics:

**Metals (e.g. platinum).** Widest operating range ( $-200$  to  $850^\circ\text{C}$ ), best long-term stability ( $\pm 0.02^\circ\text{C}/\text{year}$ ), but relatively low sensitivity ( $0.385\%/^\circ\text{C}$ ).

**Semiconductors (e.g. NTC thermistors).** Narrower operating range ( $-50$  to  $300^\circ\text{C}$ ), highest sensitivity ( $3\text{-}5\%/^\circ\text{C}$ ).

**Ceramics (e.g. zirconia).** Superior performance in high-temperature environments ( $200\text{-}1000^\circ\text{C}$ ).

In terms of dynamic response, thin-film metals and semiconductors achieve millisecond-level response times, whereas bulk ceramics typically require 1-100 seconds.

For practical engineering applications, a systematic selection approach is essential:

**Temperature range.** There are several ranges. For cryogenic measurements (<-200°C), specialized rhodium-iron resistance alloys are required; for moderate ranges (-50 to 300°C), NTC or silicon-based materials are suitable; for high temperatures (>600°C), zirconia or platinum-iridium alloys are preferred.

**Environmental factors.** Precious metals or dense ceramics are ideal for oxidizing atmospheres; protective measures are necessary for reducing environments; fluoropolymer encapsulation is recommended for highly corrosive media.

**Dynamic requirements.** Thin-film structures with low thermal mass are optimal for rapidly varying temperature fields, while slower but more stable materials are suitable for steady-state measurements.

### 3.5 Exploration of Novel Materials and Innovative Directions

Temperature sensor materials science is undergoing transformative advancements. Low-dimensional materials (e.g. graphene, carbon nanotubes) exhibit extraordinary temperature-sensing properties. Graphene's ultrahigh carrier mobility and unique two-dimensional structure enable ultra-sensitive temperature measurements. Quantum dot composites leverage surface plasmon resonance effects to achieve nanoscale temperature imaging.

The integration of smart materials with temperature sensors opens new application frontiers. Shape-memory alloy (SMA) temperature switches combine sensing and actuation functions, while the Curie point effect in ferroelectric materials facilitates self-calibrating sensors. Additionally, advances in flexible electronics enable wearable temperature monitoring systems, often employing polymer-based sensors fabricated via printed electronics [8].

## 4 Structural Design Optimization

### 4.1 Optimization Strategies

Design optimization of temperature sensors is a multidisciplinary endeavour involving thermodynamics, materials science, and mechanical engineering. For contact-type sensors, thermal contact design is critical. Traditional thermal greases effectively reduce contact resistance, but modern solutions offer superior performance:

**1. Graphene-based thermal interface materials** reduce interfacial thermal resistance by 30-50%. **2. Micro-protrusion arrays** increase effective contact area, improving thermal conduction efficiency when paired with moderate contact pressures (10-20N). **3. Au-Sn eutectic soldering** enables metallized connections stable above 300°C for high-temperature applications.

In thermal isolation design, advancements have surpassed conventional cantilever structures:

**1. MEMS-fabricated suspended isolation structures** achieve thermal conductivities as low as  $10^{-3}$  W/(m·K).

**2. Aerogel composite insulation layers** (50-100  $\mu\text{m}$  thick), combined with vacuum cavities, reduce heat loss to 1/5 of traditional designs.

**3. Gradient thermal structures**, optimized via finite-element simulations, enable directional heat flow control, shortening response times by over 40%.

**4. Multilayer radiation shields with vacuum insulation** minimize radiative heat loss by two orders of magnitude in extreme environments.

These optimizations not only enhance baseline performance but also introduce new functionalities. For example: Integrated temperature gradient measurement enables simultaneous mapping of temperature distributions. And, adaptive contact pressure mechanisms ensure optimal thermal contact across varying surface conditions. Also, machine learning algorithms model heat conduction processes to further improve accuracy, particularly in dynamic measurements.

For sensors requiring electronic signal processing, optimizations include: First Three-or four-wire configurations (e.g. for RTDs) to eliminate lead resistance effects. Second, Cold-junction compensation circuits (e.g. for thermocouples). Third, **Miniaturization**: MEMS technology enables sensor arrays (e.g. silicon-based thermal flow sensors). Fourth, Multiphysics simulations (e.g. COMSOL) to analyse coupled thermal, stress, and electromagnetic fields [9,10].

## 4.2 Future Trends

Temperature sensor technology is evolving toward intelligence, miniaturization, and multifunctionality, driven by:

**AI integration**: LSTM networks compensate for thermocouple drift; deep learning optimizes multi-node sensor networks.

**Advanced materials**: Graphene derivatives (e.g. graphene oxide) with mobilities  $>15,000$   $\text{cm}^2/\text{V}\cdot\text{s}$  enable ultrafast response; 2D materials (e.g. MoS<sub>2</sub>, black phosphorus) support multiparameter sensing.

**Additive manufacturing**: 3D printing facilitates monolithic fabrication of biomimetic microchannels to optimize heat flow paths [10].

## 5 Conclusion

This paper systematically discusses the main types of temperature sensors, material selection and design optimization methods. This paper mainly explains four types of temperature sensors, namely thermistor temperature sensor, resistance temperature sensor, thermocouple temperature sensor and infrared temperature sensor. These four mainstream temperature sensors are all led by different working principles, which can measure temperature, and need different types of materials as the core of the sensor principle. Therefore, the material selection part is mainly carried out from three main branches of metal materials, semiconductor materials and ceramic materials, which is a supplementary description of the role of materials in the types of temperature sensors, and also provides the innovation direction of new materials, and looks forward to the development of subsequent temperature sensors. At the same time,

intelligent technology will promote the development of sensors to higher performance.

According to the content of temperature sensor summarized in this paper, future research can focus on the following directions: developing new sensitive materials with wide temperature range and self-powered; Explore ultra precision temperature measurement technology based on new materials; Develop distributed intelligent sensor networks for the Internet of things through artificial intelligence. With the progress of materials science and artificial intelligence, temperature sensors will continue to make breakthroughs in accuracy, function and applicability, providing stronger technical support for intelligent manufacturing, precision medicine and climate change research.

## Reference

1. Jack, K. E., Nwangwu, E. O., Etu, I. A., & Osuagwu, E. U.: A simple thermistor design for industrial temperature measurement. *IOSR j. electr. electron. eng.*, 11(05), 57-66(2016).
2. Kuzubasoglu, B. A., & Bahadir, S. K.: Flexible temperature sensors: A review. *Sensors and Actuators A: Physical*, 315, 112282(2020).
3. Prasad, D., & Nath, V.: An overview of temperature sensors. In *Proceeding of the Second International Conference on Microelectronics, Computing & Communication Systems (MCCS 2017)*, 2018, pp. 777-784.
4. Bajzek, T. J.: Thermocouples: A sensor for measuring temperature. *IEEE Instrumentation & Measurement Magazine*, 8(1), 35-40(2005).
5. Kairm, H., Delfin, D., Shuvo, M. A. I., Chavez, L. A., Garcia, C. R., Barton, J. H., ... & Choudhuri, A.: Concept and model of a metamaterial-based passive wireless temperature sensor for harsh environment applications. *IEEE Sensors Journal*, 15(3), 1445-1452(2014).
6. Wang, Y., Jia, Y., Chen, Q., & Wang, Y.: A passive wireless temperature sensor for harsh environment applications. *Sensors*, 8(12), 7982-7995(2008).
7. Zhao, R., Shao, G., Cao, Y., An, L., & Xu, C.: Temperature sensor made of polymer-derived ceramics for high-temperature applications. *Sensors and Actuators A: Physical*, 219, 58-64(2014).
8. Zhang, J., Liu, X., Neri, G., & Pinna, N.: Nanostructured materials for room-temperature gas sensors. *Advanced materials*, 28(5), 795-831(2016).
9. Zhang, D., Wang, J., Wang, Y., & Dai, X.: A fast response temperature sensor based on fiber Bragg grating. *Measurement Science and Technology*, 25(7), 075105(2014).
10. Zhao, J., Zhang, Y., Huang, Y., Xie, J., Zhao, X., Li, C., ... & Yao, Y.: 3D printing fiber electrodes for an all-fiber integrated electronic device via hybridization of an asymmetric supercapacitor and a temperature sensor. *Advanced Science*, 5(11), 1801114(2018).

**Open Access** This chapter is licensed under the terms of the Creative Commons Attribution-NonCommercial 4.0 International License (<http://creativecommons.org/licenses/by-nc/4.0/>), which permits any noncommercial use, sharing, adaptation, distribution and reproduction in any medium or format, as long as you give appropriate credit to the original author(s) and the source, provide a link to the Creative Commons license and indicate if changes were made.

The images or other third party material in this chapter are included in the chapter's Creative Commons license, unless indicated otherwise in a credit line to the material. If material is not included in the chapter's Creative Commons license and your intended use is not permitted by statutory regulation or exceeds the permitted use, you will need to obtain permission directly from the copyright holder.

