



# Prediction of Transmission Line Fault Using Wavelet Network

Nandhini<sup>1\*</sup>, Karthika<sup>2</sup>, Gnanavel<sup>3</sup>, Selva Ganesh<sup>4</sup>

<sup>1</sup>UG student, KIT-Kalaignarkaranidhi institute of technology, Coimbatore, Tamil Nadu, India.  
kit26.eec32@gmail.com\*

<sup>2</sup> Assistant professor, KIT-Kalaignarkaranidhi institute of technology, Coimbatore, Tamil Nadu, India.  
karthitulpes@gmail.com

<sup>3</sup>UG student, KIT-kalaignarkaranidhi institute of technology, Coimbatore, Tamil Nadu, India.  
kit26.eec302@gmail.com

<sup>4</sup>UG student, KIT-Kalaignarkaranidhi institute of technology, Coimbatore, Tamil Nadu, India.  
kit26.eec304@gmail.com

**Abstract:** Reliable and efficient fault detection in transmission lines is vital for ensuring the stability and safety of modern power systems. Conventional fault detection techniques often face challenges in accurately identifying fault types and locations under dynamic operating conditions and noise interference. To address these limitations, this research focuses on the optimization of transmission line fault detection using a wavelet network. The proposed approach integrates the time frequency localization capability of the wavelet transform with the adaptive learning strength of neural networks, enabling precise feature extraction and intelligent fault classification. By optimizing network parameters such as the mother wavelet selection, decomposition levels, and learning rate, the system achieves faster convergence and improved accuracy. Simulation results demonstrate that the optimized wavelet network outperforms traditional detection methods in terms of fault localization accuracy, computational efficiency, and noise resilience. This optimized model provides an effective and intelligent framework for enhancing power system protection and minimizing fault recovery time.

**Keywords:** Transmission line fault detection, Wavelet transform, Wavelet neural network, Optimization, Fault classification, Power system protection.

## 1 Introduction:

The fast pace of modernization and growth of power systems has created more complicated transmission networks demanding effective, precise, and adaptive fault detection techniques. Accurate fault detection, classification, and location are essential to ensure the stability, safety, and efficiency of electric power systems. With increasing global energy demand, minimal downtime and system robustness at the time of fault has emerged as a pressing need for power concise and widely acceptable. Faults in transmission lines due to insulation failure, lightning, or due to environmental effects can result in widespread outages and considerable economic losses if not identified and contained in time. As a result, intelligent, fast, and optimized fault analysis system development has become a foundation of contemporary power system protection and control studies [1], [2].

Traditional fault detection and location methods in power transmission lines have long served as foundational tools for identifying and pinpointing faults. These techniques enabled engineers to respond quickly to disruptions, minimizing downtime in early power systems. However, they often struggle in modern, dynamic environments like those found in smart grids [3]. To overcome the shortcomings of traditional fault detection methods, advanced signal processing techniques particularly the wavelet transform (WT) have gained prominence as robust alternatives. These approaches excel in handling the complexities of modern power systems by breaking down irregular signals into meaningful time-frequency representations [4].

Yet a predominant research gap exists in the optimization of wavelet neural network structure and parameters for fault detection in sophistic transmission grids. Most existing solutions depend on predefined structures or heuristic parameter adjustment, which constrain flexibility in response to varying grid topology and operating conditions. Computational inefficiency and overfitting are also significant issues in real-time applications [5], [6].

While hybrid models combining wavelet transform (WT) with artificial neural networks (ANN) show strong potential for fault detection, significant research gaps persist in integrating optimization algorithms to fine-tune critical parameters dynamically. These enhancements could adapt the system to fluctuating grid conditions, such as varying fault resistances or renewable energy injections, boosting overall reliability [7], [8].

A diagnostic approach for commutation failures in transmission systems using (WT) paired with wavelet neural networks (WNN). Commutation failures, common in line-commutated converter (LCC) HVDC setups, arise from AC voltage dips or valve misfires, causing inverter-side DC current spikes and potential system instability. The method starts with WT to decompose voltage and current signals from both AC and DC sides into multi-resolution components, extracting transient energy features like high-frequency details that distinguish failures from DC line faults or normal states. The WNN classifies failure types such as those from single-phase/tri-phase AC shorts versus internal misfiring by optimizing weights through backpropagation, achieving high accuracy even under noise or varying fault resistances. Simulation results on a detailed HVDC model demonstrate detection within one cycle, with robustness validated across scenarios, offering a practical upgrade for real-time protection relays in HVDC grids.[19][10]

Information Technology proposes a hybrid technique for detecting and classifying faults in long transmission lines using discrete wavelet transform (DWT) followed by artificial neural networks (ANN) with energies from selected levels fed as inputs to a trained ANN for rapid classification, addressing limitations of traditional relays like under reach or overreach issues.[11][12].

A simple threshold on these coefficients enables quick fault identification without needing complex training, unlike neural network heavy methods, making it efficient for real-time protection. Simulations across various fault locations, types, and inception times confirm reliable discrimination, with numerical results highlighting the technique's sensitivity to electromagnetic transients for faster relay tripping and system stability.[13][14]

Recent studies explore advanced frameworks that fuse wavelet transform for feature extraction with convolutional neural networks to enhance spatial-temporal analysis in fault detection. Wavelets first decompose non-stationary signals into multi-scale coefficients, capturing transient fault signatures like high-frequency spikes. These are then organized into 2D spectrograms or time-frequency images, feeding directly into neural networks layers for automatic pattern learning. CNNs excel at extracting hierarchical spatial features edges in early layers, complex temporal evolutions deeper in while preserving time localization from wavelets. This hybrid approach outperforms standalone models in noisy environments, achieving superior accuracy on transmission line datasets with varying fault types. Such architectures reduce preprocessing needs and enable end-to-end training for real-time smart grid applications.[15]

Thus, this research considers the improvement in the process of transmission line fault detection through a wavelet network with the aim to create an intelligent, adaptive, and computationally efficient system for detecting, classifying, and identifying faults across various operating conditions.. In closing the current gap in wavelet-based signal analysis and optimized neural network design, this work adds to the effort of developing fault management techniques for future smart power grids.

## 2. Measurement methods

Short-circuit faults generate traveling waves with dominant high-frequency content, rendering the fundamental 50/60 Hz components unnecessary for traveling wave fault location (TWFL) schemes. Split-core current transformers, such as linear couplers, meet these needs effectively. These devices install without disrupting line operation, avoiding outages during setup. Linear couplers capture line signals at tunable sampling rates from 1.25 to 20 MHz, with users often selecting 1.25 MHz for optimal balance. This rate yields precise data resolution at 0.8  $\mu$ s intervals. Higher rates boost detail and accuracy but add unnecessary computational demands, since TWFL primarily relies on accurate time-of-arrival measurements.

## 3. Wavelet transform theory

Wavelet transforms excel at pinpointing features in signals across both time and frequency domains through their multiresolution analysis. For discrete-time signals like  $x[n]$ , this approach yields a structured decomposition that captures details at varying scales.

$$x(n) = A = \frac{1}{\sqrt{2^J}} \sum_{k=-\infty}^{+\infty} a_k \varphi(2^{-J} n - k) + \frac{1}{\sqrt{2^m}} \sum_{m=1}^{m=1} d_{m,k} \varphi(2^{-m} n - k) \quad (1)$$

Here, k represents the translation parameter for the mother wavelet function ( $\Psi$ ) and scaling function ( $\varphi$ ).  $2^J$  and  $2^m$  determine the resolution level via the scaling factor J and m, and also J, m, k.

Scaling and translation serve as key parameters in wavelet analysis. The scaling factor stretches or compresses the wavelet to match varying signal features, with larger values producing elongated shapes that capture low -frequency content and smaller values yielding compact forms for high-frequency details. This table illustrates how changes in the scaling parameter influence associated frequencies.

TABLE I

scale	2	4	8	16
Equivalent frequency	$F_{original}/2$	$F_{original}/4$	$F_{original}/8$	$F_{original}/16$

**4. Methodology**

According to travelling wave theory, the Time of Arrival (ToA) at a transmission line terminal is identified at the instant when the observed signal attains its maximum value. Accurate detection of transient, sudden changes in the signal requires an appropriate choice of mother wavelet, as different wavelets offer varying time–frequency resolutions. An effective mother wavelet should preserve prominent peaks across multiple decomposition scales to ensure reliable analysis. In this work, wavelet functions that closely resemble the original signal waveform are selected for decomposition, while suitable reconstruction wavelets are employed to recover the essential components of the original signal.

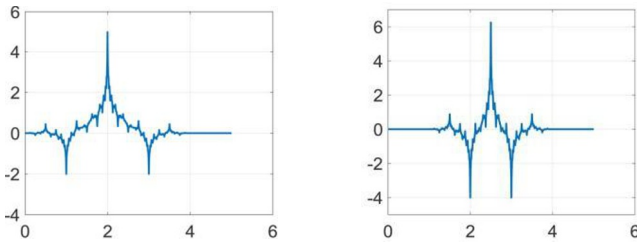


Fig 1 decomposition function

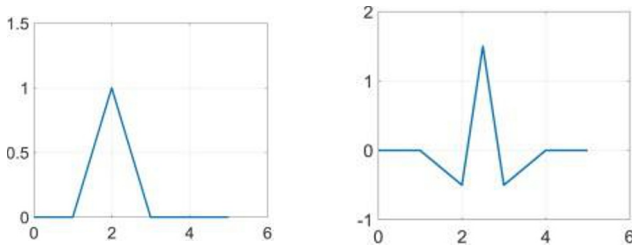


Fig 2 reconstruction function

**5. Main approach**

Using discrete wavelet transform (DWT) with a mother wavelet across multiple scaling levels enables precise fault location estimation. Fault currents exhibit a wide frequency spectrum, ranging from 250 Hz to 1 MHz, and their inception may not align perfectly with any single frequency band tied to a specific scale. For example, at decomposition level 3, reconstruction occurs cumulatively: level 1 alone (for decomp 1), levels 1–2 (for decomp 2), and levels 1–3 (for decomp 3). This approach with five-level decomposition using the mother wavelet generates 15 distinct reconstructed signals, calculated as the triangular series sum:  $5 + 1+2+3+4 = 15$ .

Figures 3-5 illustrate the process of generating reconstructed waveforms using decomposition level 1 with reconstruction level 1 (DL1-RL1), decomposition level 3 with reconstruction level 3 (DL3-RL3), and decomposition level 5 with reconstruction level 5 (DL5-RL5).

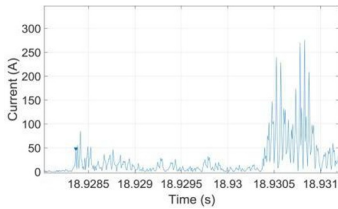


Fig 3 Reconstructed waveform

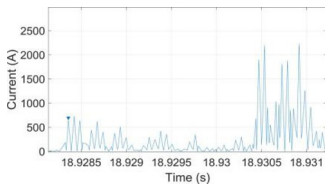


Fig 4 Reconstructed waveform

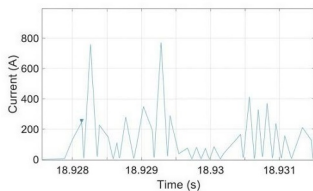


Fig 5 Reconstructed waveform

**6. Accuracy comparison with state of the art method**

This study analyzes data from 40 fault scenarios captured on transmission lines, where fault positions were determined via double-ended fault location methods. Upon fault occurrence, synchronized recorders at both line ends capture time-stamped measurements, initiating the location computation process. To enable comprehensive comparison across our dataset, Visual Inspection refers to manual time-domain assessments performed by human experts analyzing recorded signals.

## 7. Estimation error analysis

Fault location estimates from various methods typically contain inaccuracies. Absolute error provides a direct measure, computed by subtracting the actual fault position from the estimated position, as shown in the equation below.

$$e_a = m_m - m_t \quad (2)$$

Where  $e_a$  represents absolute error in km,  $m_m$  denotes the measured fault location in km, and  $m_t$  indicates the true fault location in km. Visual inspection particularly suffers from poor precision, as human analysis struggles to accurately identify peaks corresponding to the initial time-of-arrival (ToA).

Additionally, relative error normalized to line length offers a statistically preferable percentage -based error metric. For instance, on a 100 km line with  $\pm 5\%$  error tolerance and a predicted fault at 30 km, maintenance teams would search between 25-35 km.

## 8 Conclusion

Wavelet networks provide a robust and efficient approach for predicting faults in transmission lines by effectively decomposing transient signals into time-frequency components. This method leverages the multiresolution analysis of wavelet transforms combined with neural network adaptability to capture subtle fault signatures that traditional techniques often miss. Key strengths include high accuracy in detecting and classifying diverse fault types, such as single-line-to-ground, line-to-line, or multi-phase faults, even amid noisy data or varying system parameters. It performs reliably across different fault inception angles, locations along the line, and resistance levels, minimizing false alarms and detection delays.

By processing high-frequency components of current/voltage waveforms, the system achieves faster response times suitable for real-time protection relays. Simulation results typically show detection accuracies exceeding 95% under diverse scenarios, outperforming Fourier-based or conventional ANN methods. Future work could enhance this by hybridizing with deep learning or machine learning for adaptive thresholding and better handling of distributed generation impacts. Integrating edge computing would further boost real-time reliability in smart grids, paving the way for proactive maintenance and reduced outages.

## Reference

1. Parsi, Mahmood, Peter Crossley, Pier Luigi Dragotti, and David Cole. "Wavelet based fault location on power transmission lines using real-world travelling wave data." *Electric Power Systems Research* 186 (2020): 106261.
2. Adly, Ahmed R., Shady HE Abdel Aleem, Mostafa A. Algalaway, F. Jurado, and Ziad M. Ali. "A novel protection scheme for multi-terminal transmission lines based on wavelet transform." *Electric Power Systems Research* 183 (2020): 10628
3. El-Zonkoly, Amany M., and Hussein Desouki. "Wavelet entropy based algorithm for fault detection and classification in FACTS compensated transmission line." *International Journal of Electrical Power & Energy Systems* 33, no. 8 (2011): 1368-1374
4. Mosavi, M. R., and Amir Tabatabaei. "Wavelet and neural network-based fault location in power systems using statistical analysis of traveling wave." *Arabian Journal for Science and Engineering* 39, no. 8 (2014): 6207-6214.
5. Patel, Mamta, and R. N. Patel. "Fault detection and classification on a transmission line using wavelet multi resolution analysis and neural network." *International Journal of Computer Applications* 47, no. 22 (2012): 27-33

6. Kirubadevi, S., and S. Sutha. "Wavelet based transmission line fault identification and classification." In 2017 International Conference on Computation of Power, Energy Information and Commuincation (ICCPEIC), pp. 737-741. IEEE, 2017.
7. Cano, Antonio, Paul Arévalo, Darío Benavides, and Francisco Jurado. "Integrating discrete wavelet transform with neural networks and machine learning for fault detection in microgrids." *International Journal of Electrical Power & Energy Systems* 155 (2024): 109616.
8. N. R. Ravesh, N. Ramezani, I. Ahmadi, and H. Nouri, "A hybrid artificial neural network and wavelet packet transform approach for fault location in hybrid transmission lines," *Electric Power Systems Research*, 2022.
9. Aker, Elhadi, Mohammad Lutfi Othman, Veerapandiyan Veerasamy, Ishak bin Aris, Noor Izzri Abdul Wahab, and Hashim Hizam. "Fault detection and classification of shunt compensated transmission line using discrete wavelet transform and naive bayes classifier." *Energies* 13, no. 1 (2020): 243
10. Liu, Cuicui, Fang Zhuo, and Feng Wang. "Fault diagnosis of commutation failure using wavelet transform and wavelet neural network in HVDC transmission system." *IEEE Transactions on Instrumentation and Measurement* 70 (2021): 1-8
11. Ray, Papia, Debani Prasad Mishra, Koushik Dey, and Pratikshya Mishra. "Fault detection and classification of a transmission line using discrete wavelet transform & artificial neural network." In 2017 International Conference on Information Technology (ICIT), pp. 178-183. IEEE, 2017.
12. B. Sundararaman and P. Jain, "Fault detection and classification in electrical power transmission system using wavelet transform," *Engineering Proceedings*, 2023
13. Altaie, Ahmed Sabri, Ammar Abbas Majeed, Mohamed Abderrahim, and Afaneen Alkhazraji. "Fault detection on power transmission line based on wavelet transform and scalogram image analysis." *Energies* 16, no. 23 (2023): 7914.
14. Altaie, Ahmed Sabri, Mohamed Abderrahim, and Afaneen Anwer Alkhazraji. "Transmission Line Fault Classification Based on the Combination of Scaled Wavelet Scalograms and CNNs Using a One-Side Sensor for Data Collection." *Sensors* 24, no. 7 (2024): 2124.

**Open Access** This chapter is licensed under the terms of the Creative Commons Attribution-NonCommercial 4.0 International License (<http://creativecommons.org/licenses/by-nc/4.0/>), which permits any noncommercial use, sharing, adaptation, distribution and reproduction in any medium or format, as long as you give appropriate credit to the original author(s) and the source, provide a link to the Creative Commons license and indicate if changes were made.

The images or other third party material in this chapter are included in the chapter's Creative Commons license, unless indicated otherwise in a credit line to the material. If material is not included in the chapter's Creative Commons license and your intended use is not permitted by statutory regulation or exceeds the permitted use, you will need to obtain permission directly from the copyright holder.

