

Moving target detection algorithm: Improved-Vibe

Yuntao Dou^{1, a}, ZhenghuaLiu^{1, 2, b}, Le Chang^{1, a}, Huang Jianping^{3, b}

¹ School of Automation Science and Electrical Engineering, Beihang University, Beijing 100191, China

² Science and Technology on Aircraft Control Laboratory, Beihang University, Beijing 100191, China

³AVIC, China Helicopter Research and Development Institute, Jing Dezheng City, Jiangxi Province, 333001, China

^aemail:woshidyt@hotmail.com, ^bemail:amenia@163.com

Keywords: Background Modeling; Motion Detection; Ghost Processing; Shadow Suppression

Abstract. Vibe algorithm initializes the background model very quickly by using the first frame. However, when the target has been in the first frame, the ghost will be produced with the initialization. And the original Vibe algorithm has no special inhibition about it. In addition, the shadow of the moving target will be detected as a goal, which will influence the accuracy of detection. In order to solve these problems, this paper presents an improved algorithm to inhibit the ghost and shadows. If a pixel is judged as a foreground pixel for many times, it will be compared with the pixel which is the closest one of it, and judged whether they belong to the same area. Besides, this paper uses a fusion method based on LBP operator and gray space to delete the shadow. Experimental results show that the Improved-Vibe algorithm can absorb the ghost quickly and reduce the influence of shadow compared with the original Vibe algorithm.

Introduction

Moving target detection is one of the important directions of research in the field of computer vision. And it is the foundation of target tracking, behavior recognition, etc.

Moving target detection algorithms can be divided into the following categories: frame difference method [1], optical flow method [2] and background subtraction method [3]. According to the difference modeling, the background subtraction method includes GMM [4], Code Book [5], Vibe [6], etc.

Frame difference method is easy to design and has a small amount of calculation. But it could make mistakes when the target moves slowly. Optical flow method has a high accuracy, but its amount of calculation is too large to be applied to the high real-time occasion. Parameter estimation is slow in GMM, so that it is difficult for GMM to meet the real-time requirements. The fixed learning threshold of code book model is easy to lead to unlimited expansion of code. Vibe algorithm can extract the target in the second frame, and has good adaptability and real-time performance. So it is the best choice of detection.

However, the original Vibe algorithm treats the ghost as foreground without any special processing [6]. The ghost has serious influence on detection, and will bring in mistakes in tracking and recognition. One researcher presents a method to detect the ghost by matching the inner and outer edge histogram [7]. And one study uses inter frame difference to restrain ghost [8]. Based on that the pixel of ghost is able to match with the background model of its neighbor pixel, the literature [9] proposes a new method. On the basis of the above articles, this paper proposes a ghost detection algorithm based on adjacent pixel consistency.

Additionally, the shadow of moving target will be treated as target, leading to false detection. Based on the YUV color space the literature [10] puts forward a suppression method. Literature [11] proposes a method on the basis of gray scale relation. In view of these researches mentioned above, this paper proposes an algorithm based on the fusion operator LBP texture feature and gray scale relation.

With the suppression of ghost and shadow, the robustness and accuracy of the original Vibe

algorithm are improved very well.

VibeAlgorithm

Vibe algorithm is proposed by O. Barnich and M. Van Droogenbroeck of Belgium in 2009 for quick background extraction and the moving target detection [6]. On the basis of spatial consistency principle, Vibe algorithm uses the first frame to initialize the background model. It also introduces the randomization into modeling first time.

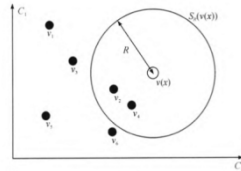


Fig.1. Vibe background model

As shown in fig.1, the first process is to build background model for every pixel which is a collection of N samples. We can establish a formula:

$$M(x) = \{v_1, v_2, v_3 \dots v_N\} \quad (1)$$

Formally, just like formula (2), for the current pixel values $v(x)$ of x , let us setting threshold R , and calculating the number of common samples of the $\{v(x) - R, v(x) + R\}$ with $M(x)$.

$$\#\{\{v(x) - R, v(x) + R\} \cap M(x)\} \quad (2)$$

If the result of formula (2) is greater than the set value $\#min$, the pixel of x will be treated as a member of foreground, otherwise a member of background.

Usually we need a certain length of video sequence to complete the initialization. However, only with the first frame, can Vibe initialize the background model. Due to one frame image could not include N samples of one certain pixel. According to the spatial consistency principle, we fill the background model of one pixel for N times with its neighbor pixels. These neighbor pixels will be randomly chosen from its eight neighbor pixels. From the above laws we can find:

$$M^0(x) = \{v^0(y|y \in NG(x))\} \quad (3)$$

In the formula (3), 0 represents the initial time, and $NG(x)$ represents the eight neighbor pixels.

Vibe adopts a conservative model updating strategy, and foreground pixels will never be used to fill the background model.

When x is treated as a background pixel, it has a probability of one of the ϕ points to be used to update its own background model. For the N members of $M(x)$, according to uniform rules, Vibe selects one randomly to replace it with x . At the same time, it also has the probability of one of the ϕ points to update the background model of one of its neighbor pixels, which is selected randomly from its eight neighbor pixels.

The present time is t , in future time $(t + dt)$, the probability of one certain sample is still in the background model is equal to:

$$P(t, t + dt) = e^{-\ln\left(\frac{N}{N-1}\right)dt} \quad (4)$$

It shows the decay of the chance for one certain sample to survive is exponential. Via secondary sampling, Vibe can use the limited samples to express infinite. Besides, the transmissions of pixel's value among its neighbor make the judgment of background has integrity, and weakens the influence of disturbance.

Processing of Shadow and Ghost

In order to improve robustness and accuracy of Vibe, this paper adopts effective methods to process ghost and shadow. The algorithm is shown in Fig. 2.

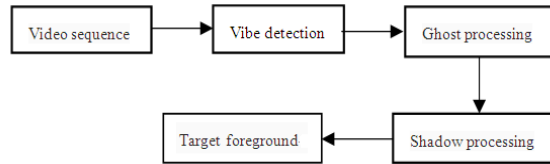


Fig.2. Structure of the algorithm

A. Ghost processing method

In initialization, Vibe treats the target which appears in the first frame as a part of background. When the target leaves original position, the true background we sampling is not able to match the background model, which results in that the pixel of background will be wrongly detected as a member of foreground. It is the ghost [12].

According to the spatial consistency principle, the values of adjacent pixels are approximately equal at some point. Based on this theory, this paper proposes an improved algorithm as follows:

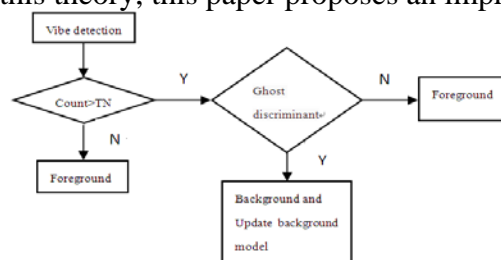


Fig.3. Algorithm flow

The design of algorithm:

As shown above, if some pixel is detected as a foreground pixel for many times continuously, we consider it as an apparent ghost pixel.

When we deal with the pixels of one frame, we always scan the frame from top to bottom and from left to right. So that the neighbor pixels we use only include the four pixels marked with k, just like shown in fig.4.



Fig.4. Eight neighbor model

Based on the rule, we have known whether the 4 neighbor points marked with k belong to ghost or not. Even if one belongs to ghost, we also have dealt with it. Therefore, they are trustworthy when we deal with x. In addition, the ghost is big and may contain the 4 unknown neighbor points marked with u. So these unknown points cannot be used as trustworthy template. If pixel x is detected as a ghost pixel, we should let it be trustworthy. And with a certain probability, we replace the background model of x and its neighbor pixels' background model with pixel x. Then we can suppress ghost from outside to inside, and eliminate the ghost quickly.

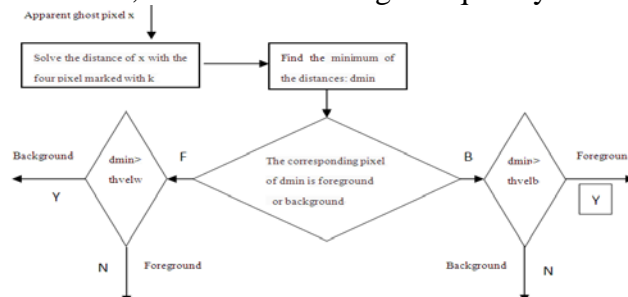


Fig.5. Ghost processing algorithm

Detecting and updating process is shown as follows:

As shown in fig.4, we solve the absolute value of the four differences of the value pixel x minus

the pixel k , and find the minimum value of result using the following formula.

$$d_{min} = \min\{d_1, d_2, d_3, d_4\} \quad (5)$$

If d_{min} is in the threshold range, we can conclude that the pixel corresponding to x matches the pixel corresponding to d_{min} .

When pixel corresponding to d_{min} belongs to foreground, if $d_{min} > th_{velw}$, the pixel x belongs to background, otherwise foreground. When pixel corresponding to d_{min} belongs to background, if $d_{min} > th_{velb}$, the pixel x belongs to foreground, otherwise background.

If x is assumed to be ghost pixel, with a certain probability, we replace the sample of its background model and the sample of its neighbor pixels' the background model of with x .

With the twice model updating process, the algorithm can rapidly suppress ghost, and ensure the purity of the model samples.

B. Shadow processing method

Normally, shadows cannot affect detection, for instance, the shadows of stock-still target and micro target (leaves shaking etc.). But the shadow of the moving target will be detected as part of the detection result.

Based on the shadow attributes, when a pixel is in shadow, it is a linear relationship between its current gray value and its original gray value described as formula (6).

$$p(i, j) = \frac{B(i, j)}{O(i, j)} \quad (0.2 < p < 0.8) \quad (6)$$

The original gray value is $O(i, j)$ and $B(i, j)$ is the gray value covered with shadow. In the foreground, if a pixel's gray value and its initial gray value satisfy formula (6), we can conclude the pixel is in shadow, and delete it.

However, the experimental results show that when the gray value of moving target is close to background, this method will lead parts of target to be treated as shadow and be suppressed.

For solving this problem, this paper introduces LBP texture feature as a constraint condition. Only when one certain pixel satisfies LBP constraint condition and the formula (6) at the same time, will it be treated as a part of shadow.

In fig.6, the LBP operator is defined in a 3*3 window with the window center pixel as the threshold.

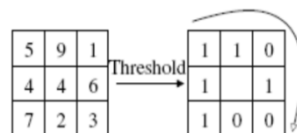


Fig.6. LBP operator

Comparing the gray value of the adjacent 8 pixels with the center one, if one adjacent pixel is bigger than the center one, its place will be marked as 1, otherwise as 0. In this way, the 8 points of the 3*3 window can generate an 8 bit binary number which is the LBP feature vector of the center pixel. We can use the vector to reflect the texture information of the region.

Researches show shadow will not alter the LBP feature vector of one pixel severely. Therefore, via comparing the original LBP feature vector with the current LBP feature vector we can find the true shadow.

$$N = \text{num}(\overline{oLBP} - \overline{bLBP}) \quad (7)$$

$$N < N_{max} \quad (8)$$

In formula (7), \overline{oLBP} represents the original LBP feature vector, and \overline{bLBP} represents the current LBP feature vector.

Formula (8) means the total number of different values between the two vectors. As shown in formula (8), if N is less than N_{max} , then we can conclude this pixel is in shadow.

In summary, the algorithm flow this paper designs is shown in fig.7:

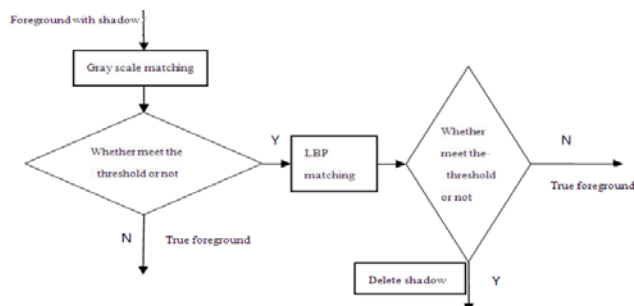



Fig.7. Shadow suppression algorithm

When one pixel satisfies the two conditions at the same time, it is in shadow and can be deleted. After this process, we can get the true target.

The results of experiment

In this paper, the experimental environment is VS2008 with the configuration of the opencv2.1. We use the Lenovo YangtianM2620D as our hardware platform and its single-core processor is Intel Celeron E3400 2.6GHz. Besides, the operating system is Windows XP 5.1. And the video this paper uses is commonly used in visual domain whose resolution is 320×240 and frame rate is 24fps.



(a) ghost processing (b) shadow processing

Fig.8. Experimental results

As shown in Fig.8.a, these pictures (left to right) are 33rd, 117th and 333rd frame, and (top to bottom) are Input-image, Ground-truth, Vibe, the algorithm of literature [9] and the algorithm of this paper. The result shows the algorithm of this paper can eliminate ghost more quickly.

As shown in Fig.8.b, these pictures (left to right) are 132nd, 296th and 303rd frame, and (top to bottom) are Input-image, Ground-truth, the algorithm of literature [11] and the algorithm of this paper. The result shows that the effect of this paper's algorithm is better than before.

Table 1. Performance of the algorithms

	Vibe	Lit.9	Lit.11	T-paper	Notes: thvelw=24 thvelb=27
G.pr		125 th		34 th	
S.pr			±43%	±12%	
Rate	21.6			20.3	

G.pr: ghost process; S.pr: shadow process; Lit.9: the algorithm of literature [9];

Lit.11: the algorithm of literature [11]; T-Paper: the algorithm of this paper;

Description:

It need about 125 frames to eliminate ghost completely by the algorithm of literature [9]; and the algorithm of this paper need about 33 frames. The error range is about ±43% when using the algorithm of literature [11], and The error range is about ±12% when using the algorithm of this paper. Rate means the average number of frames every second.

Conclusions

Since the Vibe has no special treatment for ghost, and this will lead the ghost cannot be inhibited quickly and effectively. Besides, the shadows also have some negative influence on the detection and subsequent tracking and counting. In order to solve these problems mentioned above, this paper proposes the Improved-Vibe algorithm with suppression of ghost and shadow.

Experiments show that the Improved-Vibe algorithm can eliminate ghost quickly and suppress shadow effectively. Although the algorithm of this paper contains the suppression of ghost and shadow, as shown in Table 1, this algorithm can still be able to meet real-time requirements.

ACKNOWLEDGEMENTS

In this paper, this work was partly supported by the grants of National Natural Science Foundation of China (No. 61305132) and Aeronautical Science Foundation of China (No. 20135751040).

References

- [1] Jian Zhao, The Research of Moving Target Detection Method Based on Three-frame Difference [D], Xi'an, Xidian University, 2013.
- [2] Horn B K P, Schunk B G. Determining optical flow [J]. Artificial Intelligence. 1981 17(123) 185-203.
- [3] J. Davis and V. Sharma, Background-subtraction in thermal imagery using contour saliency [C]. IEEE International Journal of Computer Vision. 2007 (77) 161-181
- [4] D. Lee. Effective gaussian mixture learning for video background subtraction [C]. IEEE Transactions on Pattern Analysis and Machine Intelligence. 2005 (27) 827-832.
- [5] Caixiong Chen and so on. Detection algorithm based on block mode and codebook model [J]. Journal of China University of Metrology. 2013 23(2) 125-130.
- [6] O. Barnich and M. Van Droogenbroeck. ViBe: A universal background subtraction algorithm for video sequences [J]. IEEE Transactions on Image Processing. 2011 20(6) 1709-1724.
- [7] Liang Hua, Moving object detection and tracking for multi-camera video surveillance [D]. Changsha: National University of Defense Technology, 2009.
- [8] Li Y, Chen W, Jiang R. The Integration Adjacent Frame Difference of Improved ViBe for Foreground Object Detection [C]. Wireless Communications, Networking and Mobile Computing (WiCOM), 2011 7th International Conference on. IEEE, 2011.
- [9] Liang Chen, Xiaozhu Chen and so on. Ghost suppression algorithm based on ViBe [J]. Journal of China University of Metrology. 2013 24 (4) 425-429.
- [10] Ye Yu and so on. EVibe: An improved Vibe algorithm for detecting moving objects [J]. Chinese Journal of Scientific Instrument. 2014 35 (4) 924-931.
- [11] Qin Lin. Research on Moving object Detection and Shadow Suppression [D], Zhen Jiang, Jiangsu University, 2010.
- [12] R. Cucchiara, C. Grana and so on. Detecting moving objects, ghosts, and shadows in video streams [J]. IEEE Transactions on Pattern Analysis and Machine Intelligence. 2003 (25) 1337-1342.