

Effect of rare earth element Gd on the mechanical Properties of AZ91D alloy

XIANG Yan^{1,a}, LIANG Jin^{1,b}, LIU Hong xia^{1,c}, ZHANG Xiao lian^{1,d}

(¹School of Chemistry and Chemical Engineering, Gannan Normal University, Gan zhou 341000, Jiangxi, China)

^axy221818@163.com, ^b357052210@qq.com, ^chongxia19838486@yeah.net, ^dzhlxzw@126.com

Keywords: AZ91D; Gd; master alloy; mechanical properties

Abstract: The magnesium alloys with rare earth element Gd were prepared by induction melting furnace. Influences of Gd on the microstructure and mechanical properties of AZ91D were investigated. The results showed that addition of Gd to AZ91D alloy could refine the microstructure including primary α -Mg phase and eutectic β -Mg₁₇Al₁₂. The tensile properties were improved greatly with addition of Gd to AZ91D both at room temperature and elevated temperature. It was found that the excellent mechanical properties were obtained when the Gd content was 2 wt.%. In addition, the fracture morphologies indicated that the AZ91D has the characteristics of a brittle fracture.

Introduction

Magnesium alloys are widely used as cast alloys, especially the AZ91 series. AZ91 alloys are interesting for transport applications such as automobile and aerospace construction, and 3C industries due to their low densities, high specific strength to stiffness ratio, good electromagnetic shielding characteristic, easily machined and good casting property. It is found that the mechanical properties of AZ91D are improved by the rare earth elements and the application field are expanded. Recently, a large number of researches have been conducted on the mechanical properties of AZ91 affected by the rare earth elements such as Y, La, Ce, Nd and mischmetal. Unfortunately, there are few literatures reported on the influence of Gd on mechanical properties of AZ91D. The element Gd has a hexagonal close-packed crystal structure, the lattice constant are $a=3.634\text{nm}$ and $c=5.781\text{nm}$, the density is 7.87g/cm^3 , the melting point is 1313°C and the boiling point is 3266°C . The solid solubility limit of Gd in Mg is 23.5wt.% at eutectic temperature, and decreased significantly as the temperature decreasing. Gd as one of the yttrium group of rare earth elements has attracted more and more attention by many research workers in recent years

In the present paper, the effects of Gd on the mechanical properties of AZ91D were investigated. The results obtained in this study will develop theoretical and experimental basis for achieving the low cost and high property magnesium alloys, and widespreading their application in automobile, 3C, the aerospace industry and so on.

Experiment

Raw materials: AZ91D alloy was prepared by FT Alloy Co. Ltd, Gd was added as the form of a Mg-25%Gd master alloy which was produced by fused salt electrolysis process.

Experimental procedures: The furnace with the graphite crucible was preheated to 300°C and lasted for 2 hours. The AZ91D alloy was added and the temperature was increased to 680°C at a

constant speed. After that, the master alloy Mg-25%Gd was added when the AZ91D alloy was melted, then the temperature was increased to 720°C. The refining agent was added, and 1h was allowed for melt purified and homogenization. The melt was casted with the metal mold at the pouring temperature of 680 °C. The melt was protected by the mixed gas of Nitrogen and R134a gas to prevent from igniting and oxidating during the procedures.

The chemical composition of the alloys was tested by ICP and the results are shown in Table. 1. The mechanical properties of Mg alloys were tested at the room temperature (25°C) and high temperature (150°C) under the condition of 1mm/min by WDW-200 electron-tensile tester, respectively. The tensile strength and elongation were investigated in present paper. The fracture morphologies were observed and analyzed by SEM, and the rare earth rich phase formed during the casting was determined by XRD.

Table 1 Chemical composition of the alloys (wt.%)

Sample Number	Mg	Al	Zn	Mn	Gd	Gd addition
D1	Balance	8.681	0.816	0.336	0.438	0.5
D2	Balance	8.457	0.703	0.378	0.884	1.0
D3	Balance	8.622	0.760	0.254	1.365	1.5
D4	Balance	8.801	0.595	0.301	1.951	2.0
D5	Balance	8.565	0.623	0.390	2.333	2.5
D0	Balance	9.058	0.795	0.374	-	0

Results and Discussion

Mechanical Properties of AZ91D with the addition of Gd. The mechanical properties of Mg alloys, such as the tensile strength and elongation, were tested at the room temperature (25°C) and high temperature (150°C) under the condition of 1mm/min, respectively. The results are shown in Fig. 1 and Fig.2. It can be seen that the mechanical properties of AZ91D alloys are greatly improved both at the room temperature and high temperature with the addition of rare earth element Gd. The results show that the tensile strength is increased to 22% and the elongation can be increased to 32% at room temperature, and the tensile strength is increased to 17% and the elongation can be increased to 25% at high temperature. The tensile strength was first increased, and then decreased with the Gd increasing, as shown in Fig. 1. The optimum performance of Mg alloys was obtained when the content of Gd is 2 wt.%, and the tensile strength was gradually decreased with the Gd increasing. The elongation was decreased first, then riseed and finally decreased again at room temperature, while it was decreased first and then increased at high temperature. The elongation of alloys was reached to the maximum when the content of 2%Gd, and it was decreased with the Gd increasing. Therefore, the mechanical properties of AZ91D were greatly improved with the addition of 2 wt.% content of Gd under the condition of room temperature and high temperature.

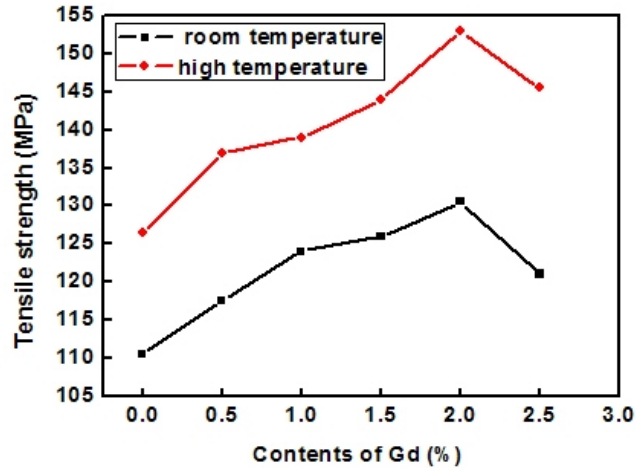


Fig.1 The tensile strength of AZ91D with different content of Gd

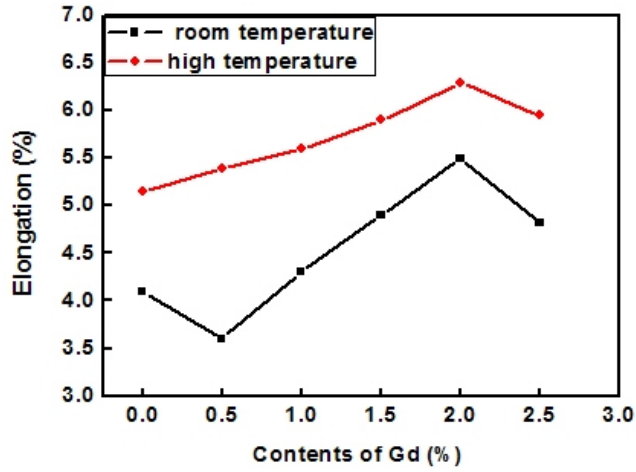


Fig.2 The elongation of AZ91D with different content of Gd

Structures of AZ91D with the addition of Gd. The phase composition of AZ91D with the addition of rare earth element Gd was observed By XRD. The primary α -Mg solid solution and the eutectic phase β -Mg₁₇Al₁₂ were observed in Mg alloys. In addition, the rare earth rich phase Al₂Gd was determined when the Gd was added. The results showed that the addition of Gd to AZ91D alloy could refine the microstructures, especially for eutectic phase β -Mg₁₇Al₁₂. The volume of β -Mg₁₇Al₁₂ decreased and the morphologies refined with the addition of rare earth element Gd, as shown in Fig. 3. In addition, according to the Hall-Petch formula:

$$\sigma = \sigma_0 + k d^{1/2} \quad (1)$$

Where σ is the strength, σ_0 is the resistance of dislocation motion, k is the constant, and d is the diameter of grain.

Eq. 1 indicates that the strength of the alloy is increased with the grain size d decreasing. In this study, the microstructure and the grain size of AZ91D were refined with the addition of the rare earth element Gd, and the tensile strength was also increased with the addition of Gd, which was consistent with that of the prediction from Eq. 1.

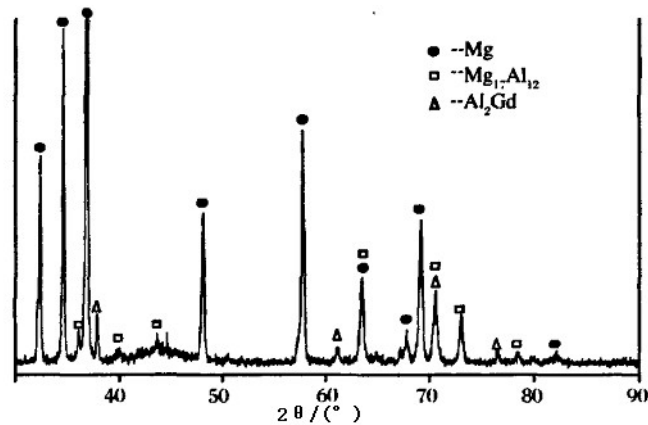


Fig.3 The XRD results of AZ91D alloy with the addition of Gd

Fig. 4 shows the fracture morphologies of alloy D0 and D4, which were tested at the room temperature. It can be seen that the D0 magnesium alloy appears crystalline state, the fracture is even and apleam. The fracture morphologies of D4 magnesium alloy which added Gd appears crystalline state also, and with a little cleavage fracture, which are belong to brittle fracture.

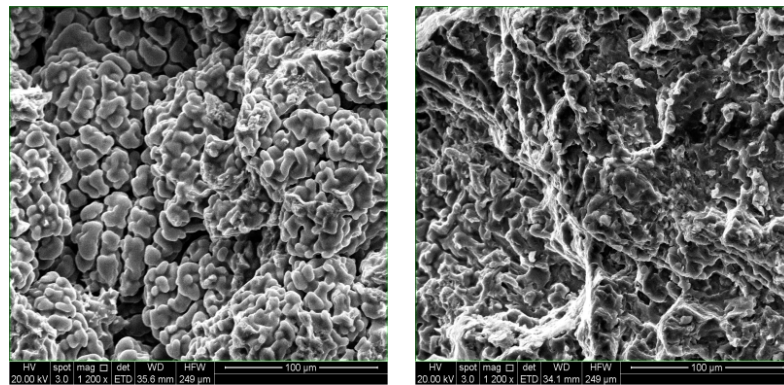


Fig.4 The fracture morphologies of alloy tested at room temperature
(a) D0 (b) D4

Conclusions

- 1) The mechanical properties of AZ91D were greatly improved with the addition of rare earth element Gd.
- 2) At room temperature, the tensile strength of AZ91D with Gd is increased by 22% and the elongation can be increased by 32%; at high temperature, the tensile strength and elongation could enhance 17% and 25%, respectively.
- 3) The optimum performance of Mg alloys was obtained when the content of Gd is 2 wt.%,
- 4) The fracture type of AZ91D magnesium alloy is brittle fracture.

Acknowledgements

This work was financially supported by the National Natural Science Foundation of China (51464002) and Science and Technology Project of Jiangxi Municipal Education Department (KJLD14077).

References

- [1] T. Ding-xiang, L. Yu-jiu. Rare Earth Metal Material. 1(2011) 416-419.
- [2] Mustafa Kemal Kulekci. Int J Adv Manuf Technol. 2008, 39:851-865.
- [3] L.Zhong, Z.Jian, S.Zhi-mei et al. Chin Sci Bull, 2013, 58(1): 98~102.
- [4] S.Kai, W.Ri-chu, P.chao-qun et al. Corr Sci and Prot Tec, 2012, 24(2): 81~85.
- [5] Hossein Bayani, Ehsan Saebnoori. Journal of Earths, 2009, 27(2): 255~258.
- [6] T Guo-dong, L. Hai-feng, L. Yao-hui. Trans. Nonferrous Met.Soc.China, 2010(20): 336~340.
- [7] L.Ping. Nonferrous Metals, 2008, 60(1): 22~24.
- [8] W. Xiao-qiang, L.An-quan,Z. Xing-yuan. Mater Rev, 2007, 21(5A): 389~394.
- [9] Z.Qing, L.An-quan, W. Jiu-ba. New Tec and New Pro, 2006, (6): 66~67.
- [10] Z.Wei-chao, L.Shuang-shou, Y.Bin. Acta Metallurgica Sinica, 2006, 42(8): 835~842.
- [11] S.Ting. Hot Working Technology, 2013, 42(8): 69~71.
- [12] C.Fu-rong, L.Shi-hui,G.Feng et al.Foundry Technology, 2009,30(2):203~206.
- [13] W. Jun, W. Limin. Journal of Materials Engineering and Performance, 2008, 17(5): 725~729.
- [14] M. Sumida, S. Jung, T. Okane. Materials Transactions, 2009, 50(5): 1161~1168.