

Comparative Analysis on Economic Competitiveness of Kaifeng

Based on Henan Province

Shuang Qiu

China West Normal University
Nanchong, Sichuan, China 637009

Yanfang Li

China West Normal University
Nanchong, Sichuan, China 637009

Abstract—Although Kaifeng has achieved some remarkable results in recent years, in terms of comparing with other cities in Henan province the development of Kaifeng is relatively backward. Based on the municipal economic data of Henan province from 2006 to 2013, by using the Factor Analysis, we demonstrate a comparative and research on urban competitiveness of Kaifeng in Henan province. Through comparative analysis, we find that the economy of Kaifeng is relatively lag, comparing with the other 16 cities in Henan province Kaifeng's ranking are basically after ten, finally we put forward some suggestions on the development of Kaifeng.

Keywords—Kaifeng; economic competitiveness; comparative analysis

I. INTRODUCTION

City is the main creator, owner and consumer of material wealth and spiritual wealth of human society. 90% of GDP and about 60% of the population of the world are from the city^[1], so the important role of the city is understandable. The professor Peter who comes from Necker university in United States considered that the Urban competitiveness refers to the ability of city to create wealth and improve the income of people^[2].

Study the urban competitiveness can make the city have a more clear division of labor, improve the overall cooperation ability of urban competitiveness of regional economy, Locate the city more accurate, urge reasonable division of labor in different regions and development coordinated, and improve the efficiency of resource allocation[3]. It has important theoretical and practical significance for the city to envisage its own shortcomings, to master their own advantages and strengths to policy makers to formulate correct development strategy, establish the concept of modern development. Thereby, the city can keep forging ahead towards to the Green healthy, fast and efficient development road.

Kaifeng city is located in the east of Henan province, east to Shang qiu, west to Zhengzhou, south to Xuchang, Zhoukou, north to Xinxiang, which is one of the central plains economic zone in the heart of the city, and Kaifeng is

also a famous historical city with thousands of years culture.

In recent years, although the economic and social programs of Kaifeng developed rapidly, and the tourism and business of Kaifeng has made remarkable achievements, its infrastructure construction in Henan province is still in the comparison of low-ranking, comprehensive competitiveness of the capital, such as: talent capital, financial capital, science and technology, economic structure and enterprise management etc. is weakness^[4]. Now along with our country proposed "Proposal on Rise of the Central Region" and the strategy of "Zhongyuan urban agglomeration construction strategy" in Henan province, Kaifeng has ushered in the good opportunities for development. So It has been an important task for how to effectively grasp the opportunities, to meet the future development of competition and challenges to make Kaifeng's economy and society towards a new step.

II. THE COMPARATIVE ANALYSIS OF THE MAIN ECONOMIC INDICATORS OF KAIFENG¹

Henan province is located in the Middle East, middle and lower reaches of the Yellow River. Henan province is composed of Zhengzhou, Kaifeng, Luoyang, Pingdingshan, Anyang, Hebi, Xinxiang, Jiaozuo, Puyang, Xuchang, Luohe, Sanmenxia, Xinyang, Zhoukou, Shangqiu, Nanyang, Zhumadian 17 municipalities, and Jiyuan that made the city is also included.² This paper selects the Gross domestic product (GDP) of the 17 municipalities in Henan province which comes from 2006 to 2013, Per Capita gross domestic product, Industrial output, The added value of the tertiary industry, and The urban unit employment staff average wages of the 17 city's economic data to make statistically analyzing².

A. Comparative Analysis on GDP

In "Fig. 1", the maximum of GDP of each city are all Zhengzhou among the eight years, while Kaifeng was only on the 13th, the GDP of Kaifeng (¥ 47.529 billion) was less than 25% of Zhengzhou (¥ 201.348 billion) in 2006, also

¹The data are derived from "The Statistical Yearbook of Henan Province".

²Henan Provincial People's Government.

Fund project: National social science fund project in general (13BJL010); Scientific research innovation team in China West Normal University(CXTD2013-9);Dr. Start-up fund projects in China West Normal University (09B013).

CLC: F299 Document code: A

below the average (¥ 72.728 billion);the GDP of Kaifeng (¥ 55.544 billion) in 2007 was still less than a quarter of Zhengzhou (¥ 248.675 billion), and the average (¥ 87.18 billion) was nearly more ¥ 30 billion than Kaifeng; The GDP of Kaifeng in 2012 (¥ 120.705 billion) was less than 20% of Zhengzhou (¥ 554.979 billion), and was still below the average (¥ 171.95 billion);The GDP of Kaifeng in 2013 was around 17% of Zhengzhou, and was still below the average (¥ 188.782 billion).

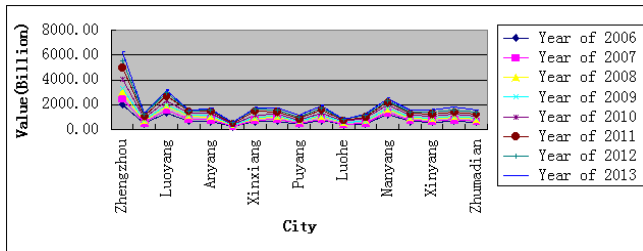


Fig. 1. GDP from 2006-2013 in each city

From the point of per capita GDP , in “Fig. 2”, the per capita GDP of Kaifeng was still in the 13th from 2006-2013,the ranking just increased by 1, was in the 12th from 2010 to 2013.The per capita GDP of Zhengzhou was 2.77 times that of Kaifeng in 2006, Kaifeng’s per capita GDP is still below the average (¥ 14093);The per capita GDP of Zhengzhou (¥ 34069) was 2.87 times that of Kaifeng (¥ 11855) in 2007, Kaifeng’s per capita GDP was still below the average(¥ 16994);As for that Zhengzhou’s per capita GDP (¥ 62054) is 2.39 times that of Kaifeng (¥ 25922), and Kaifeng’s per capita GDP was still less ¥ 6571 than the year of average in 2012; Zhengzhou’s per capita GDP in 2013 (¥ 68073) was 2.32 times that of Kaifeng (¥ 29327), compared with the last year the gap was reduced, but very little, compared with the year of average (¥ 35562), its per capita GDP was still less ¥ 6235.

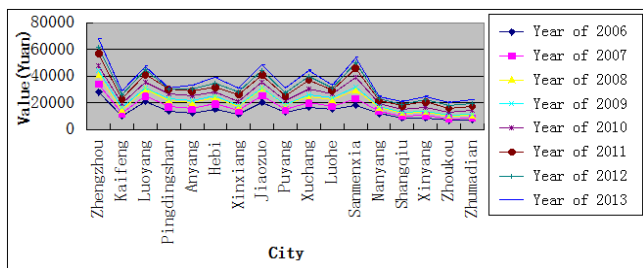


Fig. 2. per capita GDP

B. Comparative Analysis on the Added Value of Industrial Enterprises above the Designated Size

“Fig. 3” shows that Kaifeng’s The Added Value of Industrial Enterprises above the Designated Size ranked 16th in Henan Province among the 17 cities from 2006-2010, although the ranking rose by 1, remained in the 15th from 2011-2013. Zhengzhou was always ranked first in the eight years. The Added Value of Industrial Enterprises above the Designated Size of Zhengzhou (¥ 94.402 billion) in 2006

was 5.25 times that of Kaifeng (¥ 17.965 billion) ,and compared with the average (¥ 35.053 billion), Kaifeng’s Added Value of Industrial Enterprises above the Designated Size was equivalent to the 50% of its; Zhengzhou’s Added Value of Industrial Enterprises above the Designated Size (¥ 117.027 billion) is 5.33 times of Kaifeng (¥ 21.974 billion) in 2007; In 2012, Zhengzhou’s Added Value of Industrial Enterprises above the Designated Size (¥ 218.6 billion) is 5.68 times that of Kaifeng (¥ 38.5 billion), and compared with the average (¥ 72.929 billion), there is a certain distance for Kaifeng; Although the trend was rising from 2006-2013, increased 2.56 times, compared with Zhengzhou (increased 2.62 times)there is a certain gap. There is still a considerable gap between Kaifeng and Zhengzhou no matter on the numerical value or on the rising amplitude.

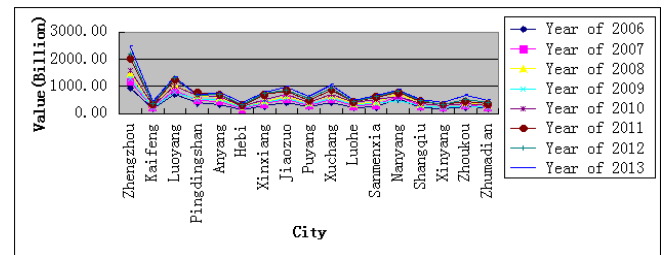


Fig. 3. Added Value of Industrial Enterprises above the Designated Size

C. Comparative Analysis on the Third Industry Added Value

By “Fig. 4”,Third Industrial Added Value per city from 2006-2013, Zhengzhou is still ranked first, Kaifeng ranked 13th in 2006 and 2007, rose to the 11th in 2008, Kaifeng ranked 12th in 2009, and rose to 10th in 2010 and in 2012, and rose to 9th in 2013.Third Industrial Added Value of Zhengzhou (¥ 86.552 billion) is 5.92 times that of Kaifeng (¥ 14.623 billion) in 2006, shows that the two city of the gap is very far, Kaifeng is still lagging behind the average (¥ 21.547 billion).Third Industrial Added Value of Zhengzhou (¥ 109.279 billion) is 6.08 times that of Kaifeng (¥ 17.973 billion) in 2007,Compared with the previous year, the gap between the two cities becomes larger. Kaifeng is still under the average level of the year (¥ 26.409 billion);Third Industrial Added Value of Zhengzhou (¥ 227.446 billion) is 5.47 times of Kaifeng (¥ 41.613 billion) in 2012; Added Value of Zhengzhou (¥ 258.437 billion) is 5.46 times of Kaifeng (¥ 47.355 billion) in 2013; Kaifeng is still under the average (¥ 59.344 billion), Kaifeng’s third industry added value increased by 3.24 times from 2006-2013,while Zhengzhou’s third industry added value increased by 2.99 times, Kaifeng’s rise is more than Zhengzhou for the first time.

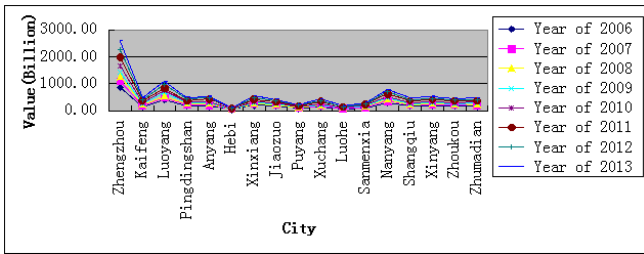


Fig. 4. Third industrial added value per city from 2006-2013

D. Comparative Analysis on the Average Wages of Urban Employee

As shown in “Fig. 5”, the average wages of urban Employee in 2006 and in 2007, Kaifeng ranked 14th, Kaifeng’s ranking rose to 13th in 2008, the ranking rose to 11th in 2009, the ranking dropped to 12th in 2010, and the ranking rose to 10th in 2011. In 2012 and 2013, Kaifeng’s ranking fell to 11th and 12th respectively. And the maximum value among the 8 years in 2011, in addition to the city of Pingdingshan, and the remaining 7 years are still Zhengzhou. The municipal town unit employment staff average wages of Kaifeng are lower than the average of the 17 cities’ in Henan Province, Eight years without exception. The average wages of urban Employee of Kaifeng rose 3.05 times from 2006-2013, Zhengzhou’s average wages of urban Employee rose 2.34 times, Kaifeng rose more than Zhengzhou appeared again. It is visible that though Kaifeng’s economy is lagging behind Zhengzhou, Kaifeng is developing at faster speed than Zhengzhou.

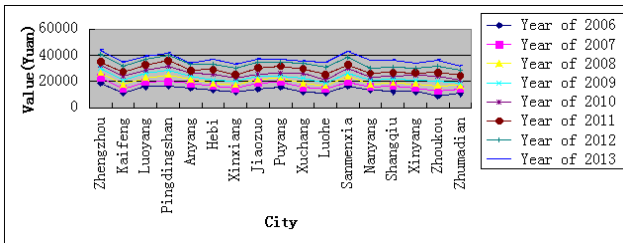


Fig. 5. Average wages of urban Employee from 2006-2013

Through above comparative analysis, we found that Kaifeng is in the low-ranking in Henan Province, which is almost lined after 13, fairly behindhand, and even are almost below the average. Visible, either the ranking or economic trends are far from Zhengzhou which graphical location close to it. Kaifeng have longer cultural history than Zhengzhou, while Zhengzhou is become the capital of Henan Province in 1954, since then Zhengzhou has become a veritable political, economic, and cultural center of Henan Province. The economic development of Zhengzhou continuously exceed Kaifeng, however both on the development strategy of the implementation and provide guidance on the change of failed to adjust well to this, it’s obvious that Kaifeng is in the economically backward situation today. Therefore, it has become a urgent task for that how to make practical development strategies for Kaifeng to effectively develop, foster its strengths and circumvent its weaknesses, prompt Kaifeng to make progress steadily towards a healthy and rapid development road.

III. SUGGESTIONS ON PROMOTING KAIFENG ECONOMIC STRENGTH

A. Perfect the Infrastructure and Public Facilities of Kaifeng

We should broaden the primary and secondary distributor roads of the city, further improve the road network system, and further improve the road quality of the city, and improve the Hygienic environment quality of Kaifeng. Further improve the urban park greening projects, to better play their due leisure entertainment functions. Further perfect the urban garbage treatment, sewage treatment and other urban infrastructure construction, such as further improving sewage treatment plant supporting pipe network construction in the western region of Kaifeng, further implement the sewage treatment plant project in the east region of Kaifeng^[5].

B. Increase Investment in Education

From human capital to the urban competitiveness of decisive role, we know that must increase the educational investment, especially strengthen the force of Senior talent investment and training, and actively introduce talents and make more talents stay in Kaifeng. It can provide much more fresh impetus for the economic development of Kaifeng.

C. Strengthen the Construction of Cultural Tourism of Kaifeng

To further improve the tourism environment of Kaifeng, promote the tourism image of Kaifeng; To speed up the tourism infrastructure construction of Kaifeng, such as further improve the cultural and recreational facilities, and to add recreational facilities and activities associated with tourism and cultural background to attract more tourists.

D. Strengthen Cooperation Development with Surrounding Cities, Grasp the Development Opportunities of "Zheng-Bian Integration"

In this era of competition, to really achieve rapid development, we must pay attention to the significant role of cooperation. So in Kaifeng’s development, it must pay attention to cooperation development of the surrounding cities, such as Zhengzhou, Xinxiang, Shangqiu, Zhoukou and Xuchang etc. Let go out the advantage of Kaifeng, bring the advantages of the surrounding city in Kaifeng [6]. It is important to emphasize that near the capital city of Zhengzhou, and the good development opportunity of "Zheng-Bian integration", and also hope Kaifeng to seize the opportunities in the process of the integration to realize the transformation and development of industry system of Kaifeng. Through the radiation and leading role of Zhengzhou, it makes Kaifeng’s economy get a quick and comprehensive development.

REFERENCE

- [1] Qiu Baoxing. City management and urban competitiveness [J]. Journal of the Party School of the Central Committee of the C.P.C, 2001 (4).

- [2] Peter Karl Kresl and Balwant Singh. Competitiveness and urban Economy: Twenty-four large US Metropolitan Areas. *Urban studies*, 1999, 36(5-6): 1017-1027.
- [3] Zhang Yafei. Research and analysis of the main city of Henan province [J]. *Journal of Chifeng University(Natural Science Edition)*, 2015 (3).
- [4] Ni Pengfei. Annual report on urban competitiveness report (NO. 2) [M]. Social sciences academic press(China), 2012.
- [5] Sang Jiajia. Kaifeng City Competitiveness-Perspective on the Central Plains Cities[D]. Kaifeng: Henan university, 2010.
- [6] LiWei. Kaifeng city competitiveness evaluation research [J]. *Regional Economics*, 2012 (2).