

Design of Arabic Learning Media Based on Compact Disc for Madrasah Tsanawiyah

Rini

¹Program Studi Pendidikan Islam Konsentrasi Pendidikan Bahasa Arab, ²Program Studi Pendidikan Bahasa Arab

¹UIN Sunan Gunung Djati Bandung, ²STAIN Curup Bengkulu

¹Bandung, Indonesia, ²Bengkulu, Indonesia

rinwan06@gmail.com

Abstract—Arabic learning in the madrasah Tsanawiyah still uses textbooks as a learning material. Meanwhile, the progress of the era demands the development of language learning media that is more contemporary, so it does not seem boring for students. The existing learning modules are still in print, and there is also a compact disc (CD) of Arabic learning, which usually contains only istima 'material in order to train the students' hearing. While the Arabic learning modules are packed in a compact disc that contains interactive learning Arabic language is still lacking its existence. The purpose of this research is to compile learning module of compact disc-based Arabic language for class VII madrasah tsanawiyah main subject about madrasah environment. The research method used is qualitative research. The result of the research shows that the learning media of Arabic based on compact disc has advantages such as students can learn Arabic independently and interactively along with pictures and audio so it is expected to increase interest and interest of students in learning Arabic.

Keywords—*arabic learning media; compact disc; madrasah tsanawiyah*

I. INTRODUCTION

In religious schools (madrasah) as well as Islamic public schools, Arabic is a compulsory subject that all students must follow, as well as English lessons. In the teaching of Arabic in schools some teachers have difficulties in motivating the students' learning spirit. Students feel that Arabic is a difficult subject and not easy to understand. In the learning process there will always be three important aspects that are interconnected with each other. The three aspects are the material being taught, the process of teaching the material and the outcome of the learning process. Many of the teachers focus their thinking on the material and learning outcomes. They have enough time to prepare lesson plans, and other learning tools. But there is one thing we need to look at, that is how to design the learning process, so that the learning objectives can be achieved.

Arabic is taught by conventional method by means of material delivery, followed by memorization and practice, so that the work is only the left brain, this is for some students seem monotonous and unpleasant, sometimes even for the sake of pursue curriculum targets, educators are burdening students with so much material regardless of whether students have

really understood, interested in what they are taught or not, whereas a monotonous learning environment will create an uncomfortable atmosphere that can even create stress. So with conditions that are not conducive this will be very difficult to increase interest in learning Arabic and can achieve optimal learning outcomes.

In terms of the use of learning media, so far in learning Arabic media used is also still relatively simple, that is only using the media textbooks, whiteboards and markers. Teachers still often find difficulty in presenting learning materials to students in a good and interesting, so that more easily understood and effective in the learning process.

See the rapid development of technology today, where the world of technology has entered the entire line of human life, ranging from work, friendship, to the world of education. Technological developments in the world of education can be encountered on the proliferation of e-learning, learning on line and so forth. Computer media is used in learning because it provides benefits that are not owned by other learning media that is the ability of computers to interact individually with learners. Meanwhile, in Arabic language learning textbooks are still difficult to be understood directly by students. The rules of learning psychology and the design theories of a textbook sometimes do not apply well. As a result students are difficult to understand the contents of textbooks and seem often boring. We still feel the lack of learning modules packaged in a compact disc (CD), so learners can learn more independently and actively. According to Russel the module learning system will make learning more efficient, effective and relevant [1]. So far, the existing learning modules are still in the form of print, even if there is a compact disc (CD) learning Arabic, usually contains istima 'material that is in order to train the listener's hearing. While the Arabic learning modules are packaged in a compact disc that contains interactive Arabic learning is still lacking its existence.

Adobe Flash program or formerly called Macromedia Flash can certainly be the first offer to provide solutions from the above problems. Adobe Flash program is a combination of learning concepts with audiovisual technology that is able to produce new features that can be utilized in education. Multimedia-based learning certainly can present lesson material that is more interesting, not monotonous, and facilitate the delivery [2]. Learners can learn certain subject matter

independently with computer equipped multimedia program. So we can say that multimedia technology has advantages such as more interesting, effective and students can be more active.

Starting from the above exposure, the researchers are interested to conduct research by innovating the media of learning Arabic through audiovisual media. This study aims to develop compact disc-based Arabic learning modules for madrasah tsanawiyah and its applications. The authors classify the formulation of the problem, namely:

- What is the procedure for making compact disc-based Arabic learning modules?
- How the application of learning Arabic is based compact disc?
- How is the benefit of compact disc-based Arabic learning?
- What are the advantages and disadvantages of compact disc-based Arabic learning modules?

II. THEORY

The process of teaching and learning as an interaction between teachers and students often occurs barriers to communication. The communication barriers include verbalism (i.e. the teacher explains the lesson only with words), the student's attention is branched, the confusion of interpretation of the students due to the difference in capture, the pupils are less attentive due to passive attitude and so forth. Therefore, the communication between teachers and students is going well and the information presented by the teacher can be accepted by the students, so the teacher needs to use the teaching media. In addition to the media serves as a communication hub between teachers and students, the media is also able to eliminate boredom in student learning. Learning module is one of the media that can be utilized in learning. Module learning model is individual learning. The elements of a learning module include:

- The module is a set of stand-alone learning experiences,
- The module is intended to make it easier for students to achieve a set of predetermined goals,
- Modules are units that relate to each other hierarchically [1].

Computers are the result of modern technology that opens up the possibilities of educational tools [3]. Today computers have different functions in the field of education and training. The computer acts as a manager in the learning process known as Computer-managed Instruction (CMI). There is also the role of computers as additional helpers in learning; utilization includes the presentation of information content of the subject matter, exercise or both. This mode is known as Computer-assisted instruction (CAI). CAI supports teaching and training but it is not the main presenter of the subject matter. Computers can present information and other learning stages delivered not to computer media [4].

Computer systems can present instruction directly to students through ways of interacting with subjects programmed

into the system. There are a variety of possible uses that include teaching models so that computers can provide the most effective, for example as tutors, exercises and practice, finds, simulations and games [5]. Computer-based learning media can increase student participation in learning process. The use of computer-assisted learning media is expected to facilitate the delivery of materials, students become active in the learning process, increase student motivation, accelerate understanding and ultimately expected to improve student achievement.

The existence of instructional media as a tool is very necessary even absolute. With the mastery of teachers on learning aids, the ability to design and develop themselves with the ability to use them in enabling students to learn, can enable the existence of new dynamics in student learning activities [6]. A learning can be said to be successful, if the learning activities can run effectively and reflected from the learning outcomes obtained by the students. Learning is said to be effective when students can understand the message content delivered by the teacher. Learning media is said to be effective if the media can provide a clear and concrete experience of the students. By using multimedia computer-based learning in the form of learning CDs that display many interesting visual images and supported by audio will stimulate students' motivation to learn and enable students to better understand the lessons well.

III. RESEARCH METHODS

This research generally aims to design the compact disc-based Arabic learning media for madrasah tsanawiyah. This study uses a qualitative approach that is inspired by naturalistic inquiry, which requires a thorough, systemic and revealing the meaning behind the empirical facts [7].

Qualitative research is a study that yields findings that can not be achieved by using statistical procedures. Qualitative method is chosen because the researchers want to explore the problems that are descriptive. In qualitative research the researcher acts as a research instrument.

Sources of research data is text [8]. The text that becomes the source of data is the textbook document Arabic madrasah tsanawiyah. Data collection techniques referred to in this study are the ways used to solve research problems. To obtain the expected data, the researchers conducted a literature study aimed at studying theories relevant to the research problem. This is because the literature source is seen as the most relevant data source can be accounted academically for this research, besides literature study also the researchers use to design the material on media cd learning Arabic for madrasah tsanawiyah.

IV. RESULTS AND DISCUSSION

A. Procedure of Making Compact Disc-based Arabic Learning Module for Madrasah Tsanawiyah

The product design of Arabic learning module is done through several procedures, among others:

1) *Developing instructional design in Arabic subjects by taking the standard of learning competency of VII grade semester I.*

2) *Collecting materials, which include:*

- Collection of images (image) and audio (sound) to be used in the material
- Recording and audio collection.

3) *Create Arabic learning CD media for madrasah tsanawiyah by using Adobe Flash CS3 main program and other supporting program that is cool edit pro 2.0 and photoscape by trying to meet the elements of a learning module.*

The compact disc-based Arabic learning module is designed to meet several aspects that should be in the process of making computer-based learning modules, including:

- The accuracy of lesson material and media design are made.
- Quality of display and presentation of material on the product.
- Quality of ease of use in the product.
- The attraction of teaching materials, so that students are aroused and motivated to use and enjoy learning modules that have been made with a sense of fun, not boring and more enjoy the learning atmosphere.

Furthermore, the product of learning module of Arabic based on compact disc also has fulfilled the elements of a module such as:

- Teacher guide, which contains instructions for teachers to make learning more efficient.
- Student activity sheets, which contain the subject matter that must be mastered by the students.
- Worksheet, which is a sheet used to do the task to be done (exercise questions).
- Key worksheet, which is the answer to the tasks.
- Test sheets, i.e. evaluation tools used to measure whether or not the objectives that have been formulated in the module have been achieved.
- Key test sheets, namely the correction tool on the assessment.

This compact disc-based Arabic learning module is feasible to be used and utilized in the learning process, because this learning module is in accordance with the competency standard, the language that has been formulated and there is material in accordance with the Arabic language MTS class VII semester I material al-madrasah.

B. *Compact Disc-based Arabic Learning App*

Arabic language learning module compact disc can be applied to the learning process of Arabic in school both by teachers and students, especially in madrasah tsanawiyah class VII semester I. To be able to apply learning modules compact disc-based Arabic language, the teachers and students is expected to pay attention to several things as follows:

1) *For teachers:*

- Especially for teachers, before using this compact disc-based Arabic learning module should read the teacher's use guidelines first.
- Teachers can give instructions to the use of the module to students at the beginning of the lesson, introducing some important terms in the module.

2) *For students:*

- Before using this Arabic learning module, students should read the instructions for use first.
- Students should study these modules in order, to achieve the basic competencies that the students must master.

C. *Benefits of Compact Disc Based Arabic Learning*

1) *Benefits for Teachers / Teachers*

This compact disc-based Arabic learning module is designed to provide tremendous benefits to Arabic teachers, for whom Arab language teachers have found it very difficult to obtain an Arabic learning module in compact disc, let alone compatible with the competency standard and basic competencies have been established.

Therefore, the compact disc-based learning module was created to provide convenience to Arabic teachers when wanting an Arabic language learning using multimedia. Teachers can directly use this learning module class in class. But it would be better and more interesting if the learning with this module is done in the language laboratory, so that the students can directly interact with the module and the teachers can become facilitators and instructors in the implementation.

2) *Benefits for Students*

Compact disc-based learning module has the main purpose is the existence of independence in learning. So that this module can be used individually by the students, can be brought home and studied at home independently, as the nature of learning module that is individual learning.

Students can use this compact disc based learning module wherever they are, with only a computer that has a CD room. So that the students, can do deepening and further understanding to the material of al-madrasah which have been submitted by teacher in class.

Furthermore, the ease given by the compact disc-based Arabic learning module is interactive so that students can interact directly with the material and communicate directly with the module during the learning process.

In the end this learning module is expected to help and improve students' understanding of al-madrasah material in Arabic learning process.

D. *Comprehensive Disc Language Learning Module; Advantages and Disadvantages*

As a medium, the making of the Arabic learning module is intended to provide an alternative solution to the limitations of Arabic learning using printed books as a learning module. However, of course as a media that has limitations, the Arabic

learning module in the form of compact disc has advantages and disadvantages.

The advantages of this compact disc-based Arabic learning module include:

- Students can use this learning module independently without the help of a teacher, because the compact disc-based learning module is designed in an instructional manner so that students can take advantage of the instructions and facilities in this module that are made to make it easier for students to understand the subject matter .
- This learning module is also equipped with audio so that learning can run interactively, students can listen directly to the learning provided in this module by listening to the audio provided in this module.
- Learning module is also equipped with various images that are intended as a mediator to the achievement of students' understanding during the learning process takes place.
- This learning module is designed using Arabic and minimize the use of Indonesian language, so that students are accustomed to interact with Arabic directly.

The disadvantages of this compact disc-based Arabic learning module include:

- In the Arabic language display, the software used is not optimal to support Arabic writing, so some Arabic writing is made into image (picture).
- In the exercise section, this Arabic learning module has not been able to directly provide feedback on students' work so that students still have to use paper sheets to do this exercise task because the form of exercise questions is essay, which allows more than one answer.
- In the aspect of Arabic audio input, this learning module has not been able to fully present its own work because there is still some audio obtained through internet downloads such as istima 'material and Arabic songs.

V. CONCLUSION

This research aimed to design the compact disc-based Arabic learning module for madrasah tsanawiyah. The whole theoretical study and discussion contained in this study is an effort to answer the research questions and achieve the research objectives that have been determined. Based on the description of research results and discussion that has been done, then the conclusions of this study are as follows:

A. The procedure of making learning module based on Arabic compact disc, among others:

- 1) Developing instructional design on Arabic subjects by taking the standard of learning competency of VII grade semester I.
- 2) Collecting materials, which include:

- Collection of images (image) and audio (sound) to be used in the material
- Recording and audio collection.

3) Creating Arabic learning CD module for madrasah tsanawiyah by using Adobe Flash CS3 main program and other supporting program that is cool edit pro 2.0 and photoscape by trying to meet the elements of a learning module (see Appendix for the display).

B. Compact disc-based Arabic learning application

1) For teachers:

- Before using this compact disc-based Arabic learning module should read the teacher's usage guidelines first.
- Teachers can give instructions to the use of the module to students at the beginning of the lesson, introducing some important terms in the module.

2) For students:

- Before using this Arabic learning module, students should read the instructions for use first.
- Students should study these modules in order, to achieve the basic competencies that students must master.

C. Benefits of learning compact disc-based Arabic language.

1) For teachers

- Provide convenience for teachers to teach al-madrasah materials by using interactive multimedia learning module.
- Provide learning resources or alternative learning media in the form of multimedia-based learning module so that the learning process is not monotonous.

2) For students

- Students can learn Arabic with this Arabic learning module independently.
- Students can interact directly with this learning module, because it is interactive.
- Improving students' understanding of al-madrasah materials in Arabic learning process.

D. The advantages and disadvantages of the compact disc-based Arabic learning modules include:

1) Advantages

- Students can utilize this learning module independently without the help of a teacher.
- This learning module is also completed by audio so that learning can run interactively.
- This learning module is also equipped with various images that are intended as a mediator to the achievement of students' understanding during the learning process takes place.

- This learning module is designed using Arabic and minimize the use of Indonesian language

2) Deficiency

- In the Arabic language display, the software used does not optimally support Arabic writing, so some Arabic writing is made into an image (picture).
- In the exercise section, this Arabic learning module has not been able to directly provide feedback on students' work so that students still have to use paper sheets to do the exercise task
- This learning has not been able to fully present the work itself as there is still some audio gained through internet downloads such as istima 'material and Arabic songs.

REFERENCES

[1] M. Wena, Strategi Pembelajaran Inovatif Kontemporer: Suatu Tinjauan Konseptual Operasional, Jakarta: Bumi Aksara, 2009.
 [2] C. Chotimah, Macromedia Flash Sebagai Media Pembelajaran (Januari, 2008) <http://www.smu-net.com/main.php?act=int&xkd=169>.
 [3] K.E. Norum, dalam Lisa M. Given (ed.), The Sage Encyclopedia of Qualitative Research Methods. California : Sage Publication Inc., 2008.
 [4] A. Arsyad, Media Pembelajaran, Jakarta: PT Raja Grafindo Persada.
 [5] N. Sudjana dan A. Rivai, Teknologi Pengajaran, Bandung: Sinar baru, 1989.
 [6] S.J. Paul Suparno, dkk, Reformasi Pendidikan: sebuah Rekomendasi, Yogyakarta: Penerbit Kanisius, 2002.
 [7] S. Nasution, Teknologi Pendidikan. Jakarta : Bumi Aksara, 1994.
 [8] M.D. Gall, et. al., Educational Research: An Introduction. Boston: Pearson Educational, Inc., Seventh Edition, 2003.

APPENDIX

TABLE I. DISPLAY OF ARABIC LANGUAGE LEARNING MODULE COMPACT DISC.



The first view at the time after loading



The second view is welcome to welcome users in using learning CD



Display al-irsyadat (how to use)



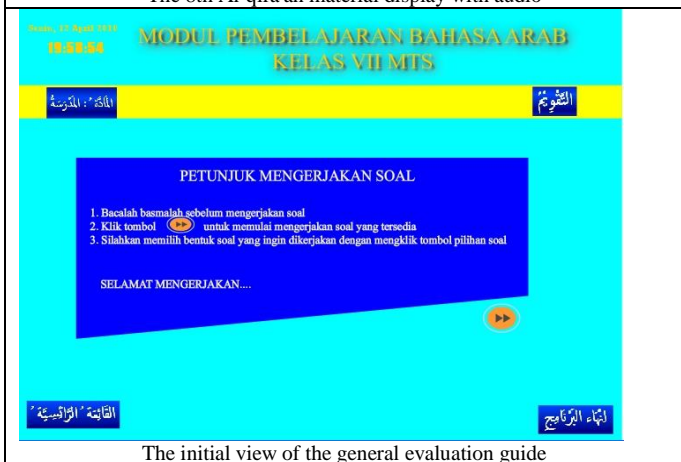
Display al-irsyadat (device required)



The 7th Al-Qira'ah material display with audio



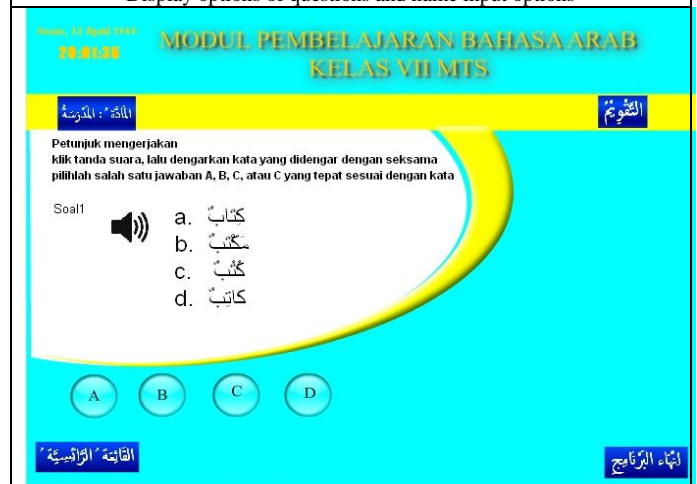
The 8th Al-Qira'ah material display with audio



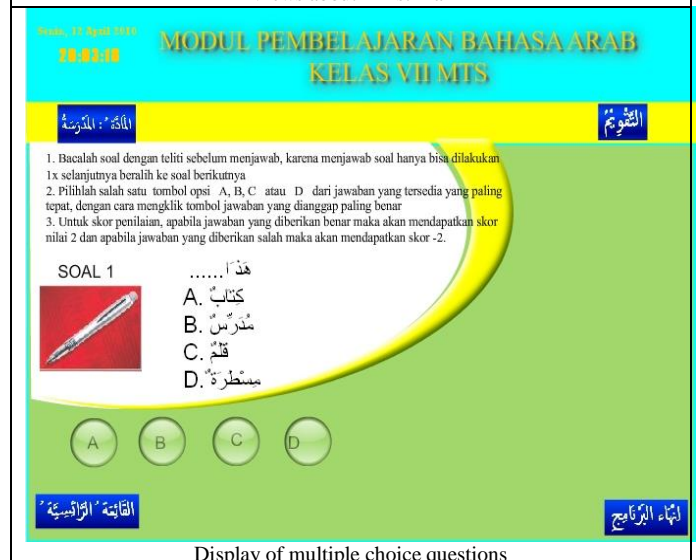
The initial view of the general evaluation guide



Display options of questions and name input options



Views about Al-istima'



Display of multiple choice questions

The screenshot displays a digital learning interface for Arabic. At the top, a blue header contains the text 'MODUL PEMBELAJARAN BAHASA ARAB KELAS VII MTS'. Below this, a yellow bar features the text 'المادة: اللغة العربية' on the left and 'التقويم' on the right. The main content area has a white background with a green curved border on the right. It is titled 'Soal 12' and includes a small image of a building. Below the image is the Arabic text 'هذا طباشيرُ العتياشيرُ أبيضُ'. At the bottom of the question area, there are two circular buttons labeled 'صحيح' (True) and 'خطأ' (False). A bottom navigation bar contains 'القائمة الرئيسية' on the left and 'إنهاء البرنامج' on the right. The caption below the screenshot reads 'Display True-false problem'.